

(No Model.)

E. E. BLAKESLEE.
PENCIL SHARPENER.

No. 456,531.

Patented July 21, 1891.

Fig. 1.

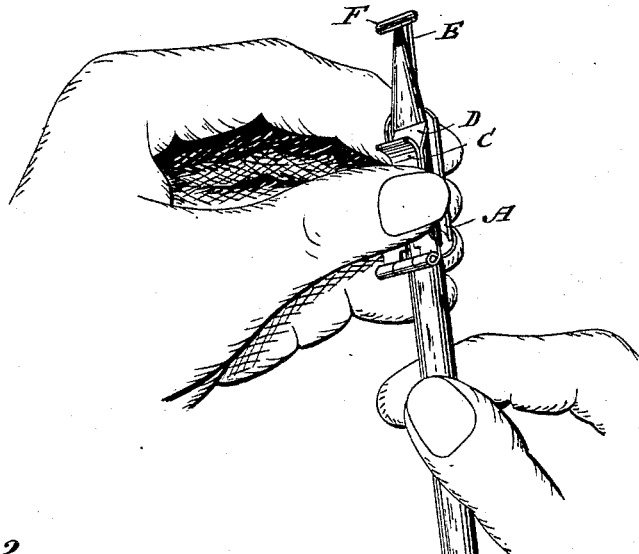


Fig. 2.

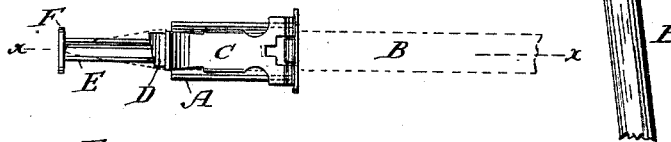


Fig. 3.

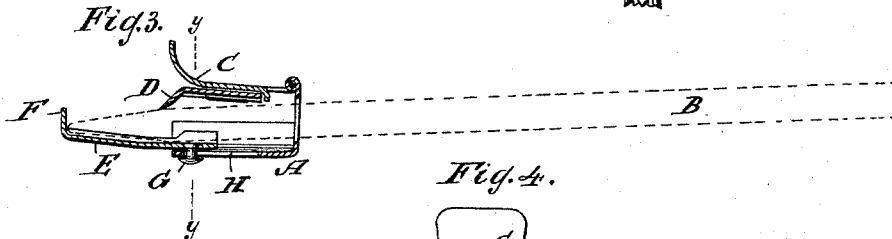
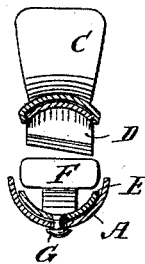


Fig. 4.



WITNESSES:

Edward Wolff
William Miller

INVENTOR

Edward E. Blakeslee.

BY

Van Santvoord & Haug,
ATTORNEYS

UNITED STATES PATENT OFFICE.

EDWARD E. BLAKESLEE, OF BROOKLYN, NEW YORK.

PENCIL-SHARPENER.

SPECIFICATION forming part of Letters Patent No. 456,531, dated July 21, 1891.

Application filed October 30, 1890. Serial No. 369,832. (No model.)

To all whom it may concern:

Be it known that I, EDWARD E. BLAKESLEE, a citizen of the United States, residing at Brooklyn, county of Kings, and State of New York, have invented new and useful Improvements in Pencil-Sharpeners, of which the following is a specification.

This invention relates to improvements in pencil-sharpeners; and the invention consists in the details of construction set forth in the following specification and claims, and illustrated in the annexed drawings, in which—

Figure 1 is a perspective view of a pencil-sharpener containing my invention. Fig. 2 is a plan view of Fig. 1. Fig. 3 is a section along xx , Fig. 2. Fig. 4 is a section along yy , Fig. 3.

In the drawings, the letter A indicates a pencil-holder for suitably supporting the pencil B during the operation of sharpening. A knife-carrier C is made to swing on said holder, said carrier having a knife or blade D. A gage E, having a shoulder or offset F, supports the pencil-point. The gage E is connected to holder A by a pin-and-slot connection G H, so that said gage is slidable or extensible. When the device is not in use the gage E is slid inward, so that the device occupies but little room and can be easily carried in the pocket.

As the knife or blade D can be removably secured to the knife-carrier, said knife is readily taken out of place for sharpening or repairing, so that the device is easily kept in working order. In the drawings the knife is

shown slipped into a suitable way or dovetail in the carrier, so that the knife can be readily slid out when desired.

The pencil-holder A, as shown, is composed of a metallic plate bent into right-angular or substantially right-angular form to provide two arm portions, one of which carries the gage E, while to the other the knife-carrying plate C is so hinged that it can swing on its pivot to and from the pencil in a plane at right angles to the longitudinal axis of the pencil.

What I claim as new, and desire to secure by Letters Patent, is—

1. A pencil-sharpener consisting of the right-angularly-bent plate constituting a pencil-holder A, a gage E, carried by one arm of the plate and having an offset F, against which the pencil-point rests, and the knife-plate C, having a knife D and pivoted to the other arm of the right-angularly-bent plate to swing on its pivot to and from the pencil in a plane at right angles to the longitudinal axis of the pencil, substantially as described.

2. A pencil-sharpener comprising a pencil-holder, a knife-carrier made to swing on said holder, and a sliding gage for the pencil-point, substantially as described.

In testimony whereof I have hereunto set my hand in the presence of two subscribing witnesses.

EDWARD E. BLAKESLEE.

Witnesses:

WM. C. HAUFF,
E. F. KASTENHUBER.