

(No Model.)

R. A. TYRREL.  
BOUQUET HOLDER.

No. 456,745.

Patented July 28, 1891.

Fig. 2.

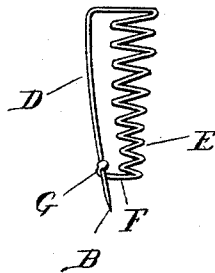


Fig. 1.



Fig. 3.

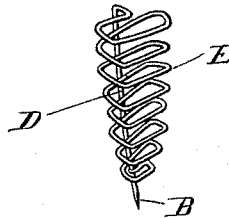
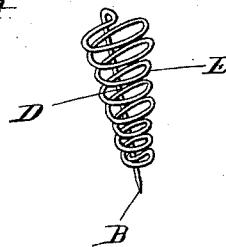


Fig. 4.



Witnesses  
W. L. Stobbs  
M. S. Dyche

Inventor  
Robert A. Tyrrel  
By *Thos. J. Prager* Atty.

# UNITED STATES PATENT OFFICE.

ROBERT A. TYRREL, OF DETROIT, MICHIGAN, ASSIGNOR OF ONE-HALF TO  
J. HENRY REHSE, OF SAME PLACE.

## BOUQUET-HOLDER.

SPECIFICATION forming part of Letters Patent No. 456,745, dated July 28, 1891.

Application filed March 18, 1891. Serial No. 385,536. (No model.)

*To all whom it may concern:*

Be it known that I, ROBERT A. TYRREL, a citizen of the United States, residing at Detroit, in the county of Wayne and State of Michigan, have invented certain new and useful Improvements in Bouquet-Holders, of which the following is a specification, reference being had therein to the accompanying drawings.

10 This invention relates to new and useful improvements in bouquet-holders; and the invention consists in the peculiar construction and arrangement of the parts of the holder, all as more fully hereinafter described  
15 and claimed.

In the accompanying drawings, Figure 1 is plan view of the blank from which my holder is made. Fig. 2 is a side elevation of the holder complete. Fig. 3 is a perspective view  
20 showing a modified form thereof, and Fig. 4 is a similar perspective view showing another modification.

In constructing my holder I preferably proceed as follows: I take a single piece of wire  
25 A and at one end I form the point B and at the other end the head C. Then I bend the section D of this wire comprising the point to form a pin, and at the top of this pin I bend the body of the wire at substantially  
30 right angles to the pin, and thus upon a suitable form I twist the wire to form a tubular socket or a coil E, which forms the holder for

the bouquet. At the lower end of this socket I extend the other end of the wire which carries the head into an offset F and bend it to  
35 form the hook G. By forming the head upon wire I am enabled to make this hook with the slightest possible bend in the wire, and it, however, can be twisted by making a greater bend. It is evident that this coil may be  
40 twisted to contract or enlarge it, or may be pinched together to hold the bouquet in the socket. The stems of the bouquet being inserted in the socket, the pin secures it to the  
45 apparel of the wearer.

In Fig. 3 I show the socket of rectangular form, and in Fig. 4 of oblong form.

What I claim as my invention is—

A bouquet-holder consisting of a single piece of wire, its ends being sharpened and  
50 headed, respectively, a portion of its center being bent into a tapering spiral coil arranged parallel with the pointed end portion and its lower headed end carried out and turned into a single bend to form a hooked  
55 offset F, over which the pointed end of the wire engages, substantially as described.

In testimony whereof I affix my signature in presence of two witnesses.

ROBERT A. TYRREL.

Witnesses:

M. B. O'DOHERTY,  
S. M. HULBERT.