

(No Model.)

A. M. HERRING.
ANTI-DRIP NOSE FOR PITCHERS.

No. 457,716.

Patented Aug. 11, 1891.

Fig. 1.

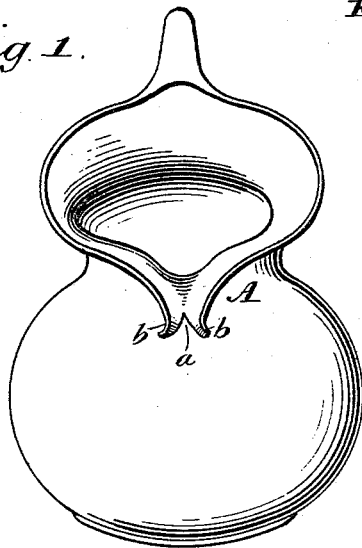


Fig. 2.




Fig. 5.

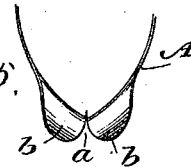


Fig. 4.

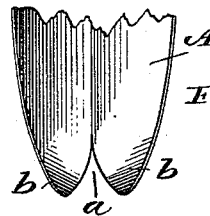
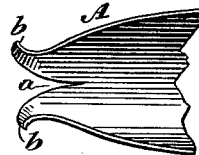


Fig. 3.



WITNESSES:

Paul J. ...
Co. Sedgwick

INVENTOR:

A. M. Herring
BY *Manning*
ATTORNEYS

UNITED STATES PATENT OFFICE.

AUGUSTUS M. HERRING, OF NEW YORK, N. Y.

ANTI-DRIP NOSE FOR PITCHERS.

SPECIFICATION forming part of Letters Patent No. 457,716, dated August 11, 1891.

Application filed January 8, 1891. Serial No. 377,109. (No model.)

To all whom it may concern:

Be it known that I, AUGUSTUS M. HERRING, of New York city, in the county and State of New York, have invented a new and Improved
5 Anti-Drip Nose for Pitchers and other Vessels, of which the following is a specification, reference being had to the annexed drawings, forming a part thereof, in which—

Figure 1 is a perspective view of a pitcher
10 to which my improvement is applied. Fig. 2 is a longitudinal section of the pitcher-nose. Fig. 3 is a plan view of the same. Fig. 4 is a plan view of a modified form of pitcher-nose, and Fig. 5 is an end view of the same.

15 Similar letters of reference indicate corresponding parts in all the views.

When a liquid is poured from a pitcher having an ordinary rounded nose, one or more drops of the liquid adhere to the nose after
20 the pouring ceases, and these drops either run down along the side of the pitcher under the nose or drop directly from the nose to the table or other surface below the pitcher. To avoid this dripping from the pitcher-nose is
25 the object of my invention.

My invention consists in a pitcher-nose provided with an angular notch formed in the downwardly-turned portion thereof, the apex
30 of the angle extending toward the body of the pitcher and arranged practically on the median line of the nose.

In carrying out my invention I form in the downwardly-curved portion of the pitcher-nose A an angular notch *a*, which extends toward the body of the pitcher on the median
35 line of the nose, and the parts *b* of the nose, projecting along the sides of the notch, are curved outwardly away from each other, as shown in Figs. 1 and 3. The angular notch
40 *a* thus formed extends toward the highest portion of the bottom of the nose A.

When a liquid is poured from a pitcher provided with my improvement, the greater bulk of the liquid is discharged, after the manner
45 of the ordinary pitcher-nose, but the last remaining drops are stretched in a film across the angular notch, and according to the well-known law of the surface tension of liquids the film tends to contract, and in so doing
50 follows the edges of the angular notch to the apex of the angle, whence it flows back into the pitcher.

In the form shown in Figs. 4 and 5 the bottom of the pitcher-nose is made angular to adapt it to viscid liquids, the angular form of
55 the nose being more effective in returning the last drops of the liquid to the pitcher.

My improvement is applicable to vessels of pottery or porcelain, to metallic vessels, to
60 chemists' glassware, and to bottles, jugs, and cans designed to hold liquids.

Having thus described my invention, I claim as new and desire to secure by Letters Patent—

1. An anti-drip nose for pitchers and other
65 vessels, the same being provided with an angular notch in the end thereof, with the angle extending toward the body of the pitcher or vessel and opening out laterally, substantially
70 as specified.

2. An anti-drip nose for pitchers and other
vessels, the same being provided with an angular notch in the end thereof, opening out
75 laterally, with the apex of the angle extending toward the body of the pitcher or vessel and with the extremities of the nose at opposite sides of the notch turned outwardly, substantially as specified.

A. M. HERRING.

Witnesses:

E. M. CLARK,
C. SEDGWICK.