


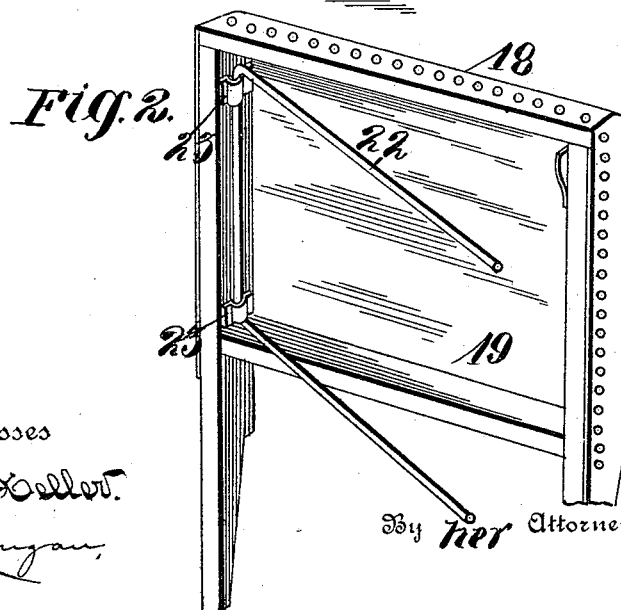

(No Model.)

2 Sheets—Sheet 1.

I. B. BEATTIE.
BED LOUNGE.

No. 457,931.

Patented Aug. 18, 1891



Witnesses

D. S. Waller.
E. E. Langan.

Inventor.

Ida B. Beattie.

By *her* Attorneys *Higdon & Higdon*

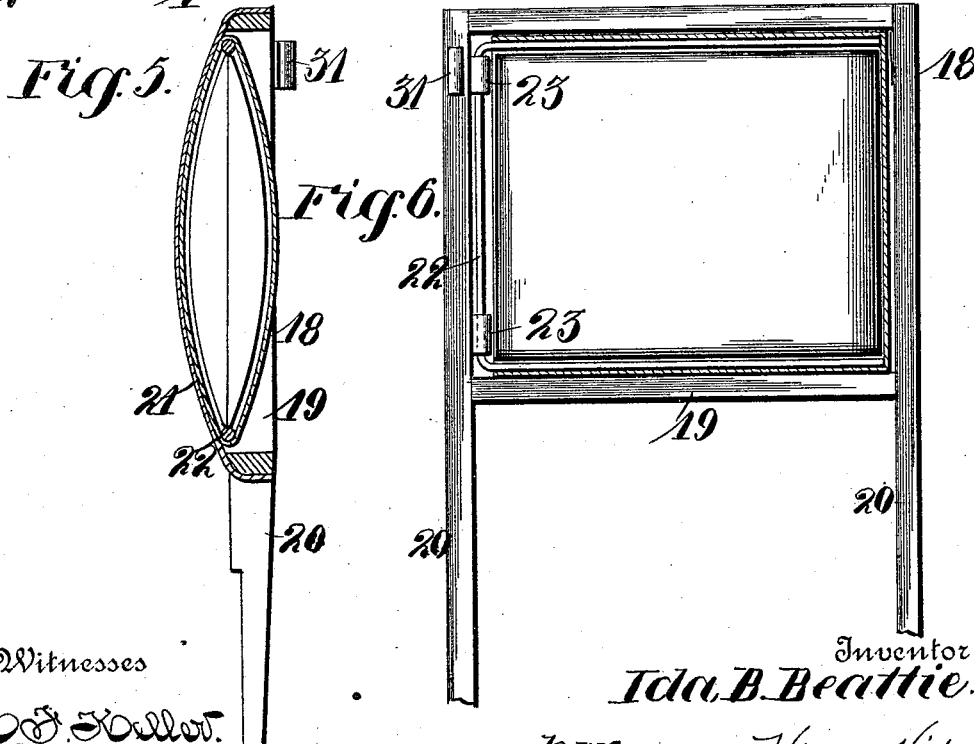
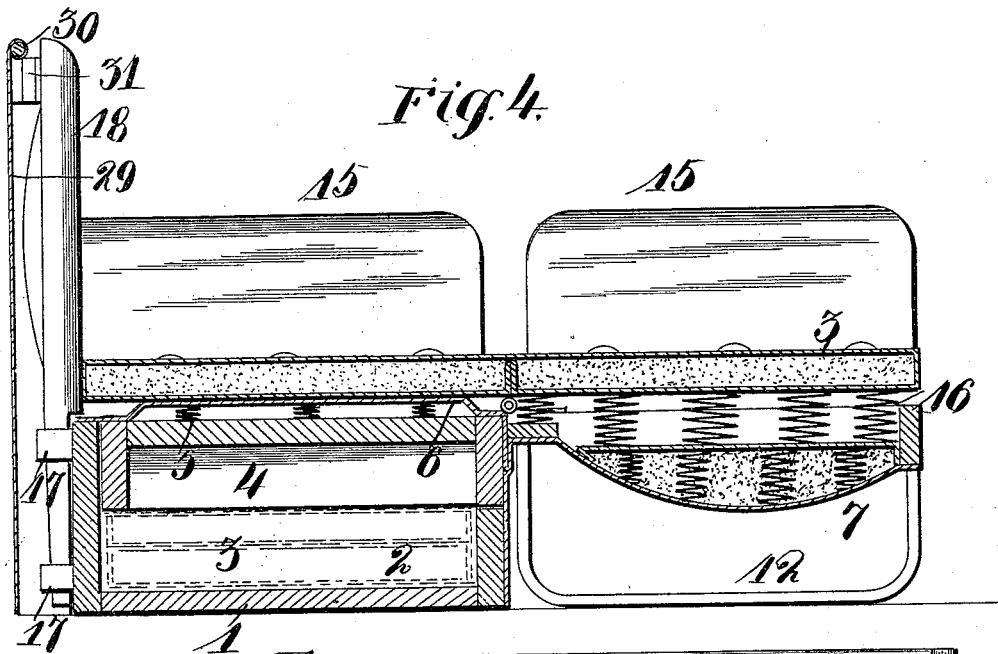
(No Model.)

2 Sheets—Sheet 2.

I. B. BEATTIE.
BED LOUNGE.

No. 457,931.

Patented Aug. 18, 1891.



Witnesses

W. S. Sallot.
E. C. Longan

Inventor

Ida B. Beattie.

By *her* Attorneys *Hydon Hydon*

UNITED STATES PATENT OFFICE.

IDA B. BEATTIE, OF LITTLE ROCK, ARKANSAS.

BED-LOUNGE.

SPECIFICATION forming part of Letters Patent No. 457,931, dated August 18, 1891.

Application filed April 25, 1891. Serial No. 390,432. (No model.)

To all whom it may concern:

Be it known that I, IDA B. BEATTIE, of the city of Little Rock, Pulaski county, State of Arkansas, have invented certain new and useful Improvements in Bed-Lounges, of which the following is a full, clear, and exact description, reference being had to the accompanying drawings, forming a part hereof.

My invention relates to improvements in "bed-lounges;" and it consists in the novel arrangement and combination of parts, as will be more fully hereinafter described, and designated in the claims.

In the drawings, Figure 1 is a perspective view of my complete invention with the parts broken away, showing the position of the same preparatory to using it for a bed. Fig. 2 is a perspective view of a pillow-frame which I employ in carrying out my invention, with the pillow removed from the same. Fig. 3 is a rear perspective view of a night-shirt and a slipper receptacle which I employ in carrying out my invention, showing a pair of slippers located therein. Fig. 4 is a vertical cross-section of my invention when the same is used or desired to be used as a bed, showing a mattress located in the stationary part of my invention in dotted lines. Fig. 5 is a vertical transverse section of a pillow-frame when the pillow is located in its normal position in the same; and Fig. 6 is a rear elevation of a pillow-frame, showing the pillow-casing in a vertical longitudinal section, which is especially to illustrate the manner of securing the pillow to the frame.

The object of my invention is to construct a readily-convertible combined bed and lounge or sofa and one equally useful for either purpose.

Referring to the drawings, 1 indicates the stationary part of my invention, the same being provided with a receptacle 2, in which a folding mattress 3, of ordinary construction, may be placed when it is desired to use my invention as a sofa or lounge. Hinged to one side of said stationary portion is a frame 4, which supports a set of bed-springs 5, of ordinary construction, (especially of the construction as shown in the drawings.)

6 indicates a sheet of bed-ticking or can-

vas, which covers the springs 5, said sheet being secured in any suitable and mechanical manner to the frame-work 4.

7 indicates an upholstered portion which is hinged to the front of the fixed or stationary portion 1 by means of hinges 8. Said hinged portion is upholstered in the usual manner and is provided with a head-rest 9.

10 indicates a receptacle or cavity formed in said head-rest in which sheets and pillow-cases may be placed. Said receptacle is provided with a hinged lid 11.

12 indicates metallic arches, one being secured to each end of the upholstered portion 7 in any suitable and mechanical manner. The function of said metallic arches is to support the hinged upholstered portion 7 when my invention is converted into a bed.

13 indicates a pillow-guard which is secured to the upholstered portion 7 in any suitable and mechanical manner, and 14 indicates a similar guard which is likewise secured to the fixed or stationary portion 1. Guard 13 is so secured to the upholstered portion 7 that when the bed is converted into a sofa or lounge it will pass on the inside of guard 14.

15 indicates foot-boards, which are secured to the fixed portion 1 and the upholstered portion 7 in any suitable and mechanical manner, said boards being similarly constructed to the pillow-guards 13 and 14.

3 indicates a folding mattress, as before stated, of ordinary construction, the normal position of which, when my invention is used for a bed, is on the sheet of bed-ticking 6 and springs 16, which are secured to the upholstered portion 7. The position of said folding mattress when my invention is converted into a sofa is in receptacle or chamber 2, as hereinbefore stated.

17 indicates securing-cleats for the pillow-frames 18. Said cleats are secured in any suitable and mechanical manner to the fixed or stationary portion 1.

The pillow-frames 18 consist of an ordinary frame portion 19, in which an ordinary-sized pillow is adapted to be placed, and also with legs or arms 20, the same adapted to be inserted in the cleats 17. One side of frames

18 is covered or upholstered with any suitable cloth 21.

22 indicates U-shaped wires, which are pivotally secured to the pillow-frames 18 by means of cleats or bearings 23. Said wires are adapted to be inserted on the inside of the pillow-case between the pillow and said case, as can be readily perceived by referring to Figs. 5 and 6.

10 In a sofa or lounge of ordinary construction I generally employ two frames, such as 18, and when properly located or placed in cleats 17, and also when the pillows are properly placed in said frame-work, as hereinbefore described, 15 a cushioned back is formed for said sofa or lounge.

24 indicates a receptacle for night-shirts or similar garments, and 26 indicates a receptacle for slippers. Said receptacles 24 and 26 are 20 formed in a frame-work 27, the same being faced or covered with a sheet of cloth 28, as shown in Fig. 1. The frame-work 27 is adapted to fit in between the pillow-frames 18, as shown in Fig. 1, and may be secured in said position 25 in any suitable and mechanical manner, preferably, however, by means of screws, which are not illustrated.

The back portions of frames 18, and consequently the pillows that may be properly located therein, as hereinbefore described, may 30 be covered by any decorated cloth 29, which is supported by means of a rod 30, the ends of which are adapted to be inserted in sock-

ets 31, which are secured to the frame-works 18 in any suitable and mechanical manner. 35

It may be observed from the description as herein set forth that my invention may be easily converted from a sofa or lounge to a bed, and vice versa, and is equally useful for both purposes. It may be also further observed that it is not necessary to remove 40 many of the parts or attachments of my invention when it is desired to convert the same into a sofa or a bed.

Having fully described my invention, what 45 I claim is—

1. In a bed-lounge, the combination, with a bed portion, of a pillow-frame provided with a cover upon one side secured thereto, and a U-shaped wire over which the pillow-case is 50 adapted to be slipped, pivotally secured to the said frame, substantially as described.

2. In a bed-lounge, the combination, with a fixed portion and a portion hinged thereon, of a pillow-guard secured to each of the said 55 portions, one of the said guards being adapted to be contained between the opposite guard and the portion to which the said last-named guard is secured, substantially as described.

In testimony whereof I affix my signature in 60 presence of two witnesses.

IDA B. BEATTIE.

Witnesses:

ED. CORNISH,

JAS. F. CLEMENTS.