

L. B. HOPKINS.  
HITCHING POST.

Patented Aug. 18, 1891.

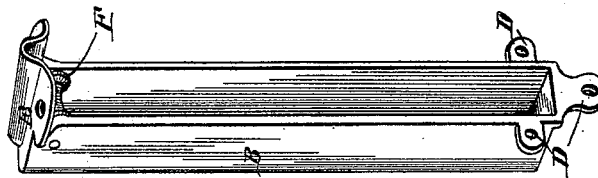


Fig. 3.

Fig. 4.

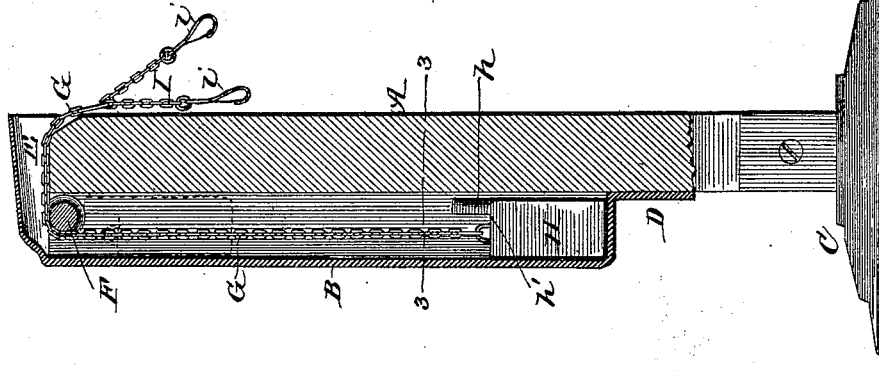
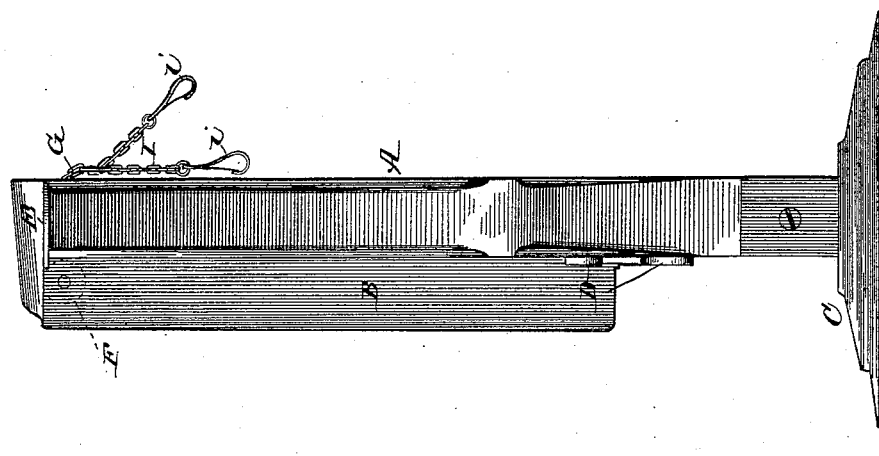


Fig. 1.



WITNESSES:

WITNESSES:  
Fred G. Dieterich  
P. B. Turpin.

***INVENTOR:***

Lafayette B. Hopkins

BY *Wm. L.*

**ATTORNEYS**

# UNITED STATES PATENT OFFICE.

LAFAYETTE B. HOPKINS, OF COUNCIL GROVE, KANSAS.

## HITCHING-POST.

SPECIFICATION forming part of Letters Patent No. 458,052, dated August 18, 1891.

Application filed October 7, 1890. Serial No. 367,300. (No model.)

*To all whom it may concern:*

Be it known that I, LAFAYETTE B. HOPKINS, of Council Grove, in the county of Morris and State of Kansas, have invented a new and useful Improvement in Hitching-Posts, of which the following is a specification.

My invention is an improvement in hitching-posts, being in the nature of an attachment adapted for application to the ordinary or other posts, whether the posts be of wood, metal, or other suitable material, such attachment being easy of application and designed to furnish a neat construction which will enable the convenient hitching and unhitching of horses; and the invention consists in certain novel constructions and combinations of parts, as will be hereinafter described, and pointed out in the claims.

In the drawings, Figure 1 is a side elevation. Fig. 2 is a vertical longitudinal section. Fig. 3 is a horizontal section on line 3 3, Fig. 2. Fig. 4 is a detail perspective view.

The post A may be specially made to receive the weight-box B, or such weight-box may be applied and secured to the ordinary posts in common use. In the construction shown the post A is a flat wooden post mounted on a metal base C; but manifestly the material of the post or base may be varied without departing from some of the broad principles of my invention, which relate specially to the attachment.

The weight box or casing B is in the construction shown open at one side and provided with lugs or portions D, perforated for the passage of the screws, bolts, or rivets by which the box or casing is held to the post. At its upper end the box B is provided with a forwardly-projected wing E, closed at its top and open at its bottom and outer end and adapted to lie upon the top of the post A and forming practically a continuation of the body of the box or casing. This top wing E is rounded up centrally for the passage of the chain and has its edges extended to form lugs or ears, perforated for the bolts or other fastenings. In the box or casing, immediately below the top wing, I journal a pulley F, the upper side of such pulley being in plane with

or above the base of the top wing, so as to guide the hitching-chain above the top of the post. Such chain G passes over the pulley F, is connected at its inner end with the weight H, and is provided at its outer end with the branch chains I, having snap-hooks *i*, such branch chains and hooks enabling a pair of horses to be independently hitched at the same post, as will be readily seen.

The weight H is adapted to slide vertically in the weight-box and is provided with an upward extension or portion *h*, projected above the point *h'* of connection of the chain with the weight. This projection serves, by abutting the guide-roller, to limit the upward movement of the weight in such manner as to prevent the chain, the devices connecting the chain with the weight, or the upper end of the weight from becoming clogged between the weight-casing and the roller.

It will be understood that the attachment can be readily applied to the ordinary post in common use, that it provides for the ready hitching and unhitching of the horses, and that it operates to take up the slack, so that there is no danger of the horse getting his foot over the hitching chain or strap.

Having thus described my invention, what I claim as new is—

1. As an improved article of manufacture, the hitching attachment, substantially as herein described and shown, consisting of the box or casing open at one side, provided at such side with lugs or ears and having at its upper end the forwardly-projected wing, the pulley journaled in said box or casing, and the chain or the like, all substantially as and for the purposes set forth.

2. In a hitching attachment, the combination of the box or casing, the pulley therein, the weight having an upwardly-projected extension or portion at its upper end, and the chain or the like connected with the weight below such extension or portion, all substantially as and for the purposes set forth.

LAFAYETTE B. HOPKINS.

Witnesses:

A. H. BUSHEY,  
KATE R. STOKES.