

(No Model.)

R. FRISBIE.
TOY PISTOL.

No. 458,548.

Patented Aug. 25, 1891.

Fig. 1.




Fig. 2.

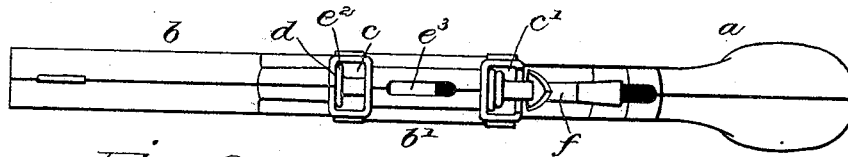
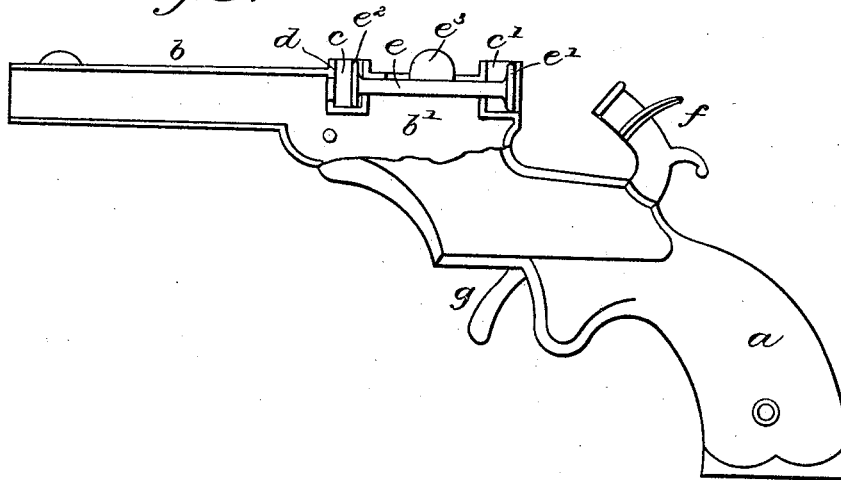


Fig. 3.



WITNESSES

Wm. M. Muddell,
A. B. Jenkins.

INVENTOR

Russel Frisbie.

by

Simonds & Burdett
Attorneys

UNITED STATES PATENT OFFICE.

RUSSEL FRISBIE, OF CROMWELL, CONNECTICUT, ASSIGNOR TO THE J. & E. STEVENS COMPANY, OF SAME PLACE.

TOY PISTOL.

SPECIFICATION forming part of Letters Patent No. 458,548, dated August 25, 1891.

Application filed February 20, 1891. Serial No. 382,134. (No model.)

To all whom it may concern:

Be it known that I, RUSSEL FRISBIE, of Cromwell, in the county of Middlesex and State of Connecticut, have invented certain
5 new and useful Improvements in Toy Pistols, of which the following is a full, clear, and exact description, whereby any one skilled in the art can make and use the same.

The object of my invention is to provide a
10 toy fire-arm with a simple means of exploding a plural number of caps by a single action of the hammer; and to this end my invention consists in details of construction of the several parts making up the device as a whole
15 and in their combination, as more particularly hereinafter described, and pointed out in the claims.

Referring to the drawings, Figure 1 is a side view of a pistol embodying my invention.
20 Fig. 2 is a detail top view of the same. Fig. 3 is a detail side view of the same with the hammer cocked, parts being broken away to show construction.

In the accompanying drawings, the letter *a*
25 denotes the handle of a toy pistol, that as a whole is preferably formed of metal cast to shape in two pieces, the plane of separation extending centrally of the pistol for convenience in casting and in assembling the parts
30 that are secured together, as by means of rivets. The barrel *b* is provided in the breach *b'* with a plural number of breech-chambers *c c'*. The chamber *c* has an end wall *d*, against which a fulminate cap may be placed,
35 the chamber being made of sufficient size and shape to receive the cap, and the rear end of a reciprocating plunger *e* is broadened to form a surface against which the cap may be placed in the rear chamber, the impact of a hammer
40 *f* when the pistol is fired coming directly upon this end *e'* of the plunger *e*. The forward end *e²* of the plunger is also provided with a broadened and flattened portion, so that when the hammer strikes the rear end of the plunger
45 it is driven forward and directly upon the cap placed in the socket *c* in advance of the plunger and between the end *e²* and the end

wall *d*. The hammer *f* is of any ordinary construction and arranged so that by pulling the trigger *g* it is thrown forcibly forward
50 under the impulse of a spring with force enough to explode the caps that are placed at opposite ends of the plunger. In order to control the movement of the plunger and prevent a rotary movement, and also to provide
55 a means for opening the breech-chamber *c*, the plunger is provided with a handle *e³*, that extends upward through a slot formed in the upper part of the breech-chamber.

My invention includes the idea of embody-
60 ing in a single fire-arm means for exploding a plural number of caps by the operation of a reciprocating plunger or plungers, one end only of which is in the path of movement of the percussive device, as the hammer, and in
65 arrangement these features are not limited to the specific form shown in the within-described device.

I claim as my invention—

1. In combination, in a toy fire-arm, the
70 breech-chambers, the reciprocating plunger extending between the chambers and having the broadened ends, and the striking mechanism, all substantially as described.

2. In combination, in a toy fire-arm, a recip-
75 rocating plunger having a broadened flattened end and locked in the breech portion of the fire-arm, the breech-chamber *c*, having an end wall *d* and the breech-chamber *c'*, in which the rear end of the plunger is located,
80 the handle *e³*, projecting through a slot in the barrel, and the hammer-operating mechanism, all substantially as described.

3. In combination, in a toy fire-arm, the
85 hammer or like percussive device and a plural number of cap-sockets with reciprocating plungers extending between the sockets and having one end in the path of movement of the hammer, all substantially as described.

RUSSEL FRISBIE.

Witnesses:

DANIEL B. MARSH,
ARTHUR BOARDMAN.