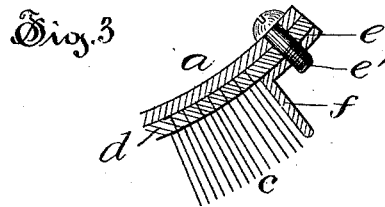
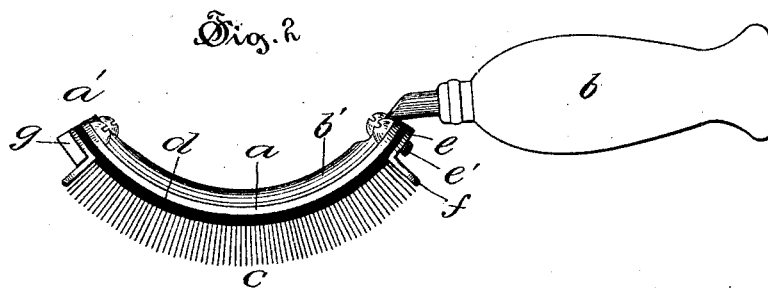
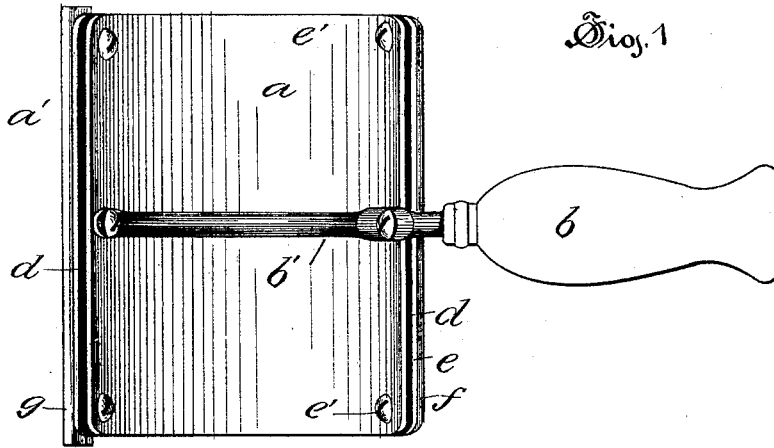


(No Model.)

L. BAILEY.
CURRY COMB.

No. 458,801.

Patented Sept. 1, 1891.



Witnesses:

Harry R. Williams,
Arthur B. Jenkins.

Inventor,

Leonard Bailey
by Simonds & Burdett,
attorneys.

UNITED STATES PATENT OFFICE.

LEONARD BAILEY, OF HARTFORD, CONNECTICUT.

CURRY-COMB.

SPECIFICATION forming part of Letters Patent No. 458,801, dated September 1, 1891.

Application filed January 9, 1889. Serial No. 295,835. (No model.)

To all whom it may concern:

Be it known that I, LEONARD BAILEY, of Hartford, in the county of Hartford and State of Connecticut, have invented certain new and useful Improvements in Curry-Combs, of which the following is a full, clear, and exact description, whereby any one skilled in the art can make and use the same.

The object of my improvement is to provide a curry-comb that shall possess certain advantages in form and details of the comb-surface over prior combs; and to this end my invention consists in a curry-comb having a base curved lengthwise of the comb and provided with a suitable handle, in combination with a comb-surface consisting of a number of teeth set in an elastic backing that is clamped at the ends to the comb and in the guards backing up the teeth at the opposite ends of the comb. It further consists in details of the several parts making up the curry-comb and in their combination, as more particularly hereinafter described, and pointed out in the claims.

Referring to the drawings, Figure 1 is a plan view of the back of a curry-comb. Fig. 2 is a detail edge view of my improved comb. Fig. 3 is a detail sectional view, on an enlarged scale, through part of the comb near one edge.

In the accompanying drawings, the letter *a* denotes the base or back of the comb, which is made of a piece of sheet metal curved lengthwise of the comb, the handle *b* being secured to a shank *b'*, that is fastened, as by rivets, to the base *a*, and preferably extends completely across the same and acts as a brace.

On the under surface of the comb-base there is secured a comb-surface consisting of a number of teeth *c*, set in the elastic backing *d*, that is preferably of india-rubber or of a rubber compound. The teeth are set in this backing by being made in the form of staples and driven through or with a broadened head. Such an elastic backing provided with teeth is secured to the back edge of the comb by means of the clamp *e*, held by rivets or screws *e'*, passing through the several layers, so as to secure the clamp in place. The elastic backing *d* is stretched across the face or under side of the comb and is

clamped near the front edge *a'* by means of a clamp *e*, similar to the one used at the back and held in place by similar means—that is, rivets or screws passing through the parts. These clamps are preferably made in L shape, one leg being laid flat upon the back, while the other extends in the direction of the teeth and forms a guard *f*, that is arranged adjacent to the rows of teeth and extending across the comb in such manner that the teeth are backed up by these guards.

In addition to the clamp a bar of metal forming a knocker *g*, with ends extending slightly beyond the edges of the comb, may be fastened to the front edge, as illustrated in the drawings. The comb may be partly cleaned by rapping it sharply on the ends of this knocker in the usual manner.

The teeth in this improved curry-comb are made in much larger number than in the ordinary form of comb and arranged so that they are elastic and somewhat yielding in their sockets, so that the instrument partakes something of the nature of a brush as well as of a comb proper. This comb is used in cleaning a horse in the same manner as the ordinary comb and in connection with a brush. The curved form of the comb enables it to be readily used and the resulting convex surface of the working-face of the comb enables the work of cleaning a horse to be done thoroughly and quickly.

I do not limit myself to the specific form of clamp and guard shown herein, as it may be changed somewhat in details without departing from the spirit of the invention, that is present when the elastic backing is stretched and clamped to the base and a guard backs up the front and rear edges of the comb part.

I claim as my invention—

1. In a curry-comb, in combination with the curved base, the handle secured at one edge thereof, the elastic backing stretched over the convex surface of the base and secured thereto, the teeth *c*, borne by the elastic backing, the guards *f*, fixed along the front and back edges of the comb-surface and projecting in line with the teeth, and the shank *b'*, secured across the concave side of the base and forming a brace, all substantially as described.

2. In a curry-comb, the curved base *a*, the
handle *b*, secured thereto, the elastic backing
d, stretched and fastened across the convex
surface of the base and having the teeth *c*,
5 borne in said backing, the clamps for secur-
ing the backing to the base and having the
guards integral therewith, and the knocker

secured near the front edge, all substantially
as described.

LEONARD BAILEY.

Witnesses:

CHAS. L. BURDETT,
A. B. JENKINS.