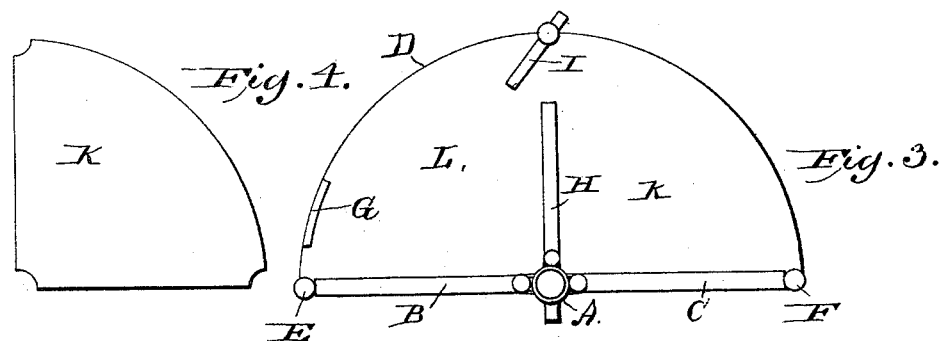
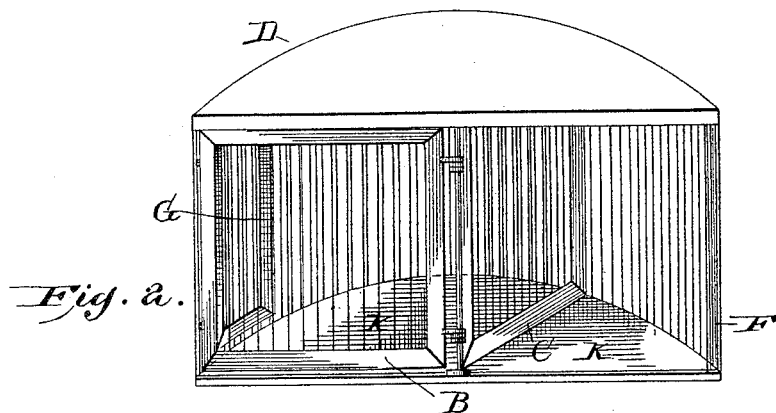
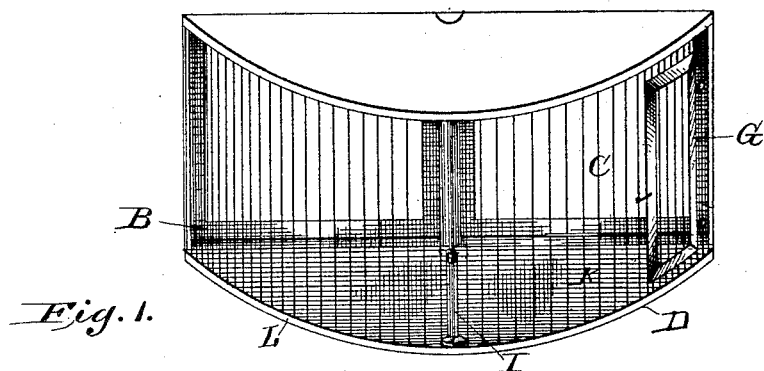


(No Model.)

A. A. SUMNER.  
CRATE.

No. 459,216.

Patented Sept. 8, 1891.



Witnesses:

Arthur Ashley  
Charles A. Sullivan

Inventor:

Albert A. Sumner.

By Saml. J. Wallace,  
Atty -

# UNITED STATES PATENT OFFICE.

ALBERT A. SUMNER, OF KEOKUK, IOWA.

## CRATE.

SPECIFICATION forming part of Letters Patent No. 459,216, dated September 8, 1891.

Application filed January 7, 1891. Serial No. 377,054. (No model.)

*To all whom it may concern:*

Be it known that I, ALBERT A. SUMNER, a citizen of the United States, residing at Keokuk, in the county of Lee and State of Iowa, have invented a new and useful Improvement in Inclosures, Cages, and Coops, which is made and used substantially as set forth herein-after, and as shown in the accompanying drawings, in which—

Figure 1 is a rear view of the apparatus. Fig. 2 is a front view of the same. Fig. 3 is a plan view of the apparatus with the top removed. Fig. 4 shows the sectional bottom part.

This invention relates to inclosures, pens, cages, coops, and crates for holding fowls, birds, and animals for transportation.

The invention consists in making the inclosures with gates held by a fixed post and forming parts of the external wall, and with a curved section of wall conforming to the sweep of the free edges of the gates, and also with an internal sectional gate hinged one part in the circular wall and the other to the main-gate post, and in other features, substantially as shown and set forth. The inclosure is made in any suitable design, as shown in the drawings, or modified to suit various circumstances in use. As shown, the wall D forms a half-circle, with a straight wall connecting its ends. These walls are shown formed of upright rods, but they may be of wire, fabric, solid, or otherwise. The straight side has a fixed post A located as a center to the curve of wall D, and two parts forming gates B C, hinged on post A, and arranged to swing inward with their edges along wall D, so as to keep the apparatus closed continually while the gates continue to form parts of its outer wall and are supported by post A. This enables the inclosure to be cleaned in sections, each half separately, from the outside,

while the occupants are crowded into the other section. The floor is made with separable sections K L for removal in cleaning. The top and bottom are plain or otherwise, and may be attached separably by posts and nuts or otherwise for convenience in knocking down for transportation. The curved side D has a gate G for admission or removal of occupants when desired. An internal gate is made in two sections, when desired, Fig. 3. One part H is hinged to fixed post A and the other part I is hinged in the wall D. They are arranged to be turned by short projecting levers to form or open a partition and provide for ready separation of occupants, one or more, from the others, for removal, or other purposes.

I claim—

1. An inclosure having means forming an internal movable partition with a door or passage-way between the parts of the inclosure and provided with one or more gates forming parts of the external walls and hinged at one edge, and with one wall curved to fit the sweep of such gate.

2. An inclosure having a curved wall, and a gate hinged at one edge to a fixed support opposite to and at the center of the curve of said wall so as to sweep along the same, while arranged to form part of the external walls of the inclosure.

3. An inclosure or cage having the form of a circular sector, provided with two gates hinged to sweep along the curved side and normally forming part of the wall or side of the cage and provided with roof and floor, and an outlet or door for passage in one of the outer walls.

ALBERT A. SUMNER.

Witnesses:

C. J. ENGELHART,  
L. HAGERMAN.