

(No Model.)

C. C. WIENTGE.
CASE.

No. 489,426.

Patented Jan. 3, 1893.

Fig. 1.




Fig. 2.

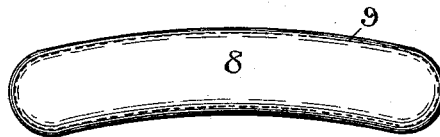
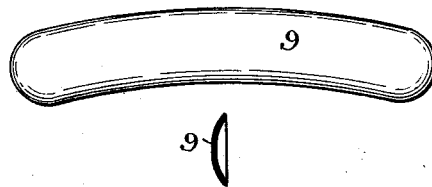


Fig. 3.



WITNESSES:

Henry J. Miller
Chas. H. Luthin

INVENTOR:

Charles C. Wientge
Joseph A. Miller & Co.
attys.

UNITED STATES PATENT OFFICE.

CHARLES C. WIENTGE, OF PROVIDENCE, RHODE ISLAND, ASSIGNOR TO THE
HOWARD STERLING COMPANY, OF SAME PLACE.

CASE.

SPECIFICATION forming part of Letters Patent No. 489,426, dated January 3, 1893.

Application filed July 27, 1892. Serial No. 441,373. (No model.)

To all whom it may concern:

Be it known that I, CHARLES C. WIENTGE, of the city of Providence and State of Rhode Island, have invented certain new and useful Improvements in Cases; and I hereby declare that the following is a full, clear, and exact description of the same, reference being had to the accompanying drawings, forming part of this specification.

This invention has reference more especially to improvements in cases which are conformed to the shape of the body or surface against which they are adapted to be located, whether by being carried in the pocket, or by being placed against a rounded surface which it is desired they should snugly fit.

The object of the invention is to produce a case formed of flexible material which may be constructed to conform to a curved or irregular surface and which is adapted to retain such conformation.

The invention consists in the peculiar construction of the flexible case and the novel combination therewith of the rigid conforming-plates, as will hereinafter be more fully described and pointed out in the claims.

Figure 1 represents a view of the concave side of a case, portions thereof being broken away to show my improved construction. Fig. 2 represents an end view of the same. Fig. 3 represents a top view and section of the improved conforming-rib.

Similar numbers of reference designate corresponding parts throughout.

In carrying out my invention, I construct a case one side of which is longitudinally concaved while the other side is correspondingly convex, or these sides may have other irregular conformations extending from the ends; this case is generally made of some flexible material, such as leather or an imitation thereof and has ends the edges of which are curved to correspond to the curves of the sides, the surfaces of the ends being slightly convex,—a conforming-plate made of metal, or other rigid material, is now inserted within the end pieces closely fitting the inner surface thereof, this plate is securely fastened to the end

piece and a lining for the case is next inserted therein and secured in place.

In the drawings 5 and 6 indicate the two parts of a case adapted for use as a cigar-case and constructed to conform to the rounding shape of the user's body against which it is held when placed in a pocket,—the part 5 is slightly smaller than that marked 6 to allow of its sliding therein, the inner sides of these parts, or those coming nearest the body, are longitudinally concaved while the outer sides are correspondingly convex, the ends 7 and 8 being slightly convex and being shaped as shown in Fig. 2 of the drawings. To prevent the ends 7 and 8 from losing their shape and becoming flattened, I secure to the under or inner side of each end a conforming-plate 9 of substantially the shape and size of the ends 7 and 8 and line each of the parts 5 and 6 with any suitable lining 10 which is secured over the plate 9 and tends to hold the same in place.

Having thus described my invention, I claim as new and desire to secure by Letters Patent:—

1. The combination with a case formed of flexible material and having its sides extending in concavities and convexities from the ends thereof, and the ends 7 and 8 for closing the opening between the sides of a rigid conforming-plate secured within the ends 7 and 8 of the case and having its edges curved to correspond with the concavities and convexities of the sides, as described.

2. The combination with the case formed of the parts 5 and 6 having the ends 7 and 8, and linings 10 secured within the parts thereof, of the conforming-plate 9 secured between the linings and the ends 7 and 8 and adapted to hold the sides of the case in the curves as constructed, substantially as herein shown and described.

In witness whereof I have hereunto set my hand.

CHARLES C. WIENTGE.

Witnesses:

JOSEPH A. MILLER, Jr.,
M. F. BLIGH.