

(No Model.)

M. CAMERON.
MEAT OR BREAD CUTTER.

No. 489,457.

Patented Jan. 10, 1893.

Fig. 3.

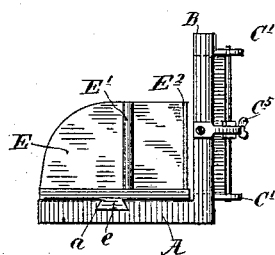


Fig. 1.

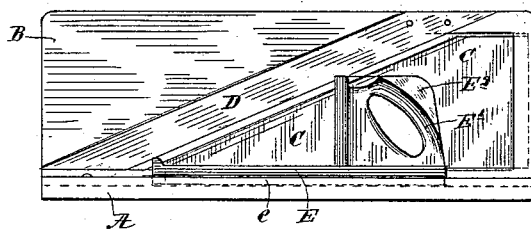


Fig. 2.

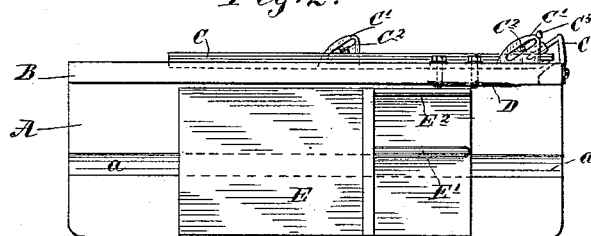


Fig. 4.

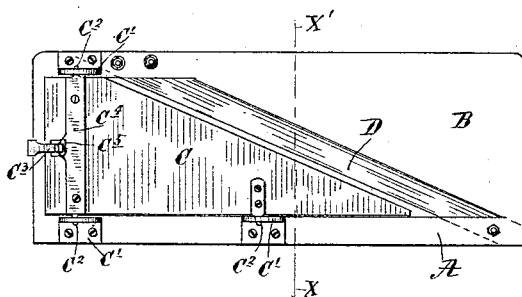
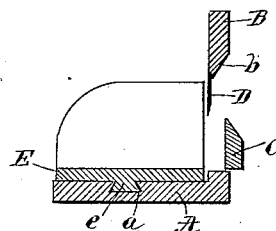


Fig. 5.



Witnesses.
Emma F. Elmore,
A. H. Opsahl.

Inventor.
Murdick Cameron
By his Attorney
Jas. F. Williamson

UNITED STATES PATENT OFFICE.

MURDICK CAMERON, OF MINNEAPOLIS, MINNESOTA, ASSIGNOR OF ONE-HALF
TO ANGUS McDONALD, OF SAME PLACE.

MEAT OR BREAD CUTTER.

SPECIFICATION forming part of Letters Patent No. 489,457, dated January 10, 1893.

Application filed May 31, 1892. Serial No. 434,932. (No model.)

To all whom it may concern:

Be it known that I, MURDICK CAMERON, a citizen of the United States, residing at Minneapolis, in the county of Hennepin and State of Minnesota, have invented certain new and useful Improvements in Meat or Bread Cutters; and I do hereby declare the following to be a full, clear, and exact description of the invention, such as will enable others skilled in the art to which it appertains to make and use the same.

My invention has for its object to provide an improved device for slicing bread, meat, or other articles.

To this end, the invention consists of certain novel features of construction, which will be hereinafter fully described and be particularly pointed out in the claim.

The invention is illustrated in the accompanying drawings.

Therein like letters referring to like parts throughout,—Figure 1 is a front elevation, and Fig. 2 a plan view of the device. Fig. 3 is a right end elevation, and Fig. 4 a rear elevation of the same, and Fig. 5 a cross section on the line X X' of Fig. 4.

A, B, represent the frame, of which parts A is the horizontal bed and B a transverse vertical cutter-holder, rigidly secured to the bed A. This cutter-holder is cut away on an incline beginning at the left-hand lower corner, and extending near to the top at its right-hand portion, as shown at *b*, to form a passage for the slice, and a seat for the slice gage-plate C. This slice gage-plate is shaped to fit the cut away part of the cutter-holder, with an opening or passage between the two, for the location of the cutter or knife D, and a passage for the slice. The knife or cutter D is set on an incline on the front of the cutter-holder, so as to give a drawing cut. The slice-gage is adjustable. To effect this adjustment, slotted bearing-brackets C' are secured to the frame and the cutter-gage is provided with bearing-studs C², working in the slots of the said brackets. The slots in the brackets are set at an angle to the cutter-holder, so that the gage plate will move outward and backward, with reference to the cutter. A locking arm C³ is fixed to the end of the cutter-holder and the slice-gage plate is provided with a keeper C⁴, and a jam-screw C⁵, working over the said arm, adapted to secure the

gage plate, in whatever position it may be set. E is a hand-block for holding the material to be sliced, and is mounted for movement parallel with the cutter. As shown, the bed A is provided with a dove-tailed groove *a*, constituting a guide-way and the bed-board of the hand-block is provided with a dove-tailed tenon *e*, working in the said groove. The hand block E is provided with a handle E' and a hand shield or guard E², for protecting the hand of the operator, from contact with the knife.

The operation is obvious. The article to be sliced is placed on the hand-block and the latter is moved by the operator across the bed, thereby subjecting the material projecting from one side of the hand-block to the action of the knife. The position of the gage-plate C determines the thickness of the slice. The article when placed on the hand-block is shoved to the right by the left hand, as far as is permitted by the gage-plate; and the hand block is operated by the right hand. By actual usage, I have found this to be very convenient, for slicing bread, meat, cabbage, and similar articles.

What I claim and desire to secure by Letters Patent of the United States, is as follows:—

The combination with the frame comprising the horizontal bed A, and the vertical transverse cutter-holder B, cut away at *b*, to form a passage for the slice and a seat for the slice gage-plate C, of the knife or cutter D fixed to the holder in an inclined position, said slice-gage-plate working on the said seat of said holder, the slotted bearing brackets C' fixed to the frame, the bearing-studs C² fixed to the gage-plate, and working in the slots of said brackets, the locking-arm C³ fixed to the frame and the keeper C⁴ and jam-screw C⁵ carried by the gage-plate and working on said arm, for securing the gage plate wherever set, all of the said parts being arranged and operating substantially as and for the purposes set forth.

In testimony whereof I affix my signature in presence of two witnesses.

MURDICK CAMERON.

Witnesses:

JAS. F. WILLIAMSON,
EMMA F. ELMORE.