

(No Model.)

N. T. HAND.
BOX LID FASTENER.

No. 489,531.

Patented Jan. 10, 1893.

Fig 1

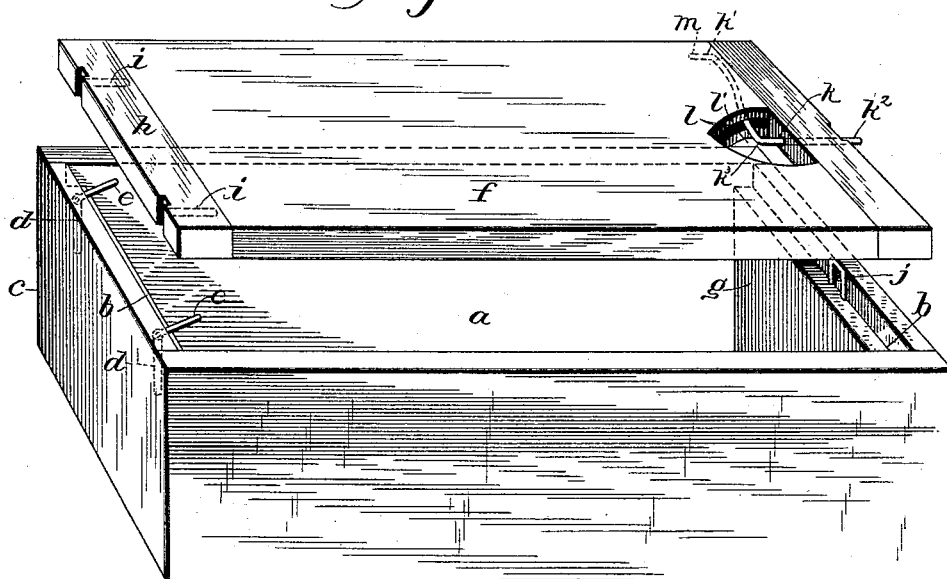


Fig 2


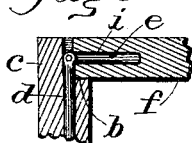


Fig 3



WITNESSES:

C. E. Burdine

Isaiah A. X.

INVENTOR
Nelson T. Hand

BY

Leupold & Sons
ATTORNEYS.

UNITED STATES PATENT OFFICE.

NELSON T. HAND, OF KINCAID, KANSAS.

BOX-LID FASTENER.

SPECIFICATION forming part of Letters Patent No. 489,531, dated January 10, 1893.

Application filed August 31, 1892. Serial No. 444,870. (No model.)

To all whom it may concern:

Be it known that I, NELSON T. HAND, a citizen of the United States, residing at Kincaid, in the county of Anderson and State of Kansas, have invented certain new and useful Improvements in Box-Lid Fasteners; and I do declare the following to be a full, clear, and exact description of the invention, such as will enable others skilled in the art to which it appertains to make and use the same, reference being had to the accompanying drawings, and to the letters of reference marked thereon, which form a part of this specification.

My invention relates to an improvement in box lids of the class applied to crates or boxes used in shipping produce such as butter, eggs, and fruits, although it will readily appear that it may be used for various other purposes.

The object sought to be attained by this invention is to produce a more convenient, inexpensive and durable arrangement than has heretofore been known.

A further object is to provide a lid which may be easily detached from the box and at the same time one which may be swung back and allowed to remain temporarily in such position.

To these ends my invention consists of certain novel features and combinations of parts which will appear hereinafter and be pointed out in the claims.

In the accompanying drawings: Figure 1 represents a perspective view of a box equipped with my improvement, the lid being shown detached. Fig. 2 a plan view partly broken away to disclose the interior parts, and Fig. 3 a detail of the swinging pins or arms.

The reference letter *a* represents the body of the box to which my improvement is applied, the end boards *c* and *g* of which are formed with rabbet grooves or countersunk portions *b*, into which the lid is designed to fit. Pivotally connected to the end board *c*, by means of the shank *d*, are pins or arms *e*. These pins are preferably two in number although they may be increased or decreased at will.

The lid *f* is as before stated designed to fit in the rabbet grooves in the end pieces *c* and *g*, and has formed in its end *h*, a number of

holes or openings *i*, corresponding in number to that of the arm *e*. Into these holes the arms are adapted to removably fit. By this means the lid is pivoted to the body of the box in such a manner that it may be swung back as though on a hinge or taken entirely off, as may be desired. The end *c* of the box body has fixed in its rabbet grooves an eye or staple *j* which is designed to receive the end of the catch *k*, by means of which the lid is securely fastened in place.

The catch *k* is formed of a single piece of spring metal and located in a partially enclosed recess *l* enough of an opening being left at *l'* to facilitate manipulating the catch, which is formed substantially L-shaped, the arm *k'* being secured in the lid at *m*, and the remaining arm *k''* serving to engage the eye *j*. By inserting the finger into the opening *l'* the arm *k''* may be withdrawn by pulling on the catch at *k''*. The lid may then be swung back on its pivots as before explained.

Having thus described my invention, what I claim as new and desire to secure by Letters Patent, is:—

1. In a lid for boxes, the combination with the box body, of one or more swinging pins secured thereto, recesses formed in the lid corresponding in number to the swinging pins and into which recesses the pins are adapted to fit, an eye on the box body and a catch on the lid, said catch being adapted to operate with the eye to hold the lid in place, substantially as described.

2. In a lid for boxes, the combination with the box body, of one or more straight pins pivotally connected thereto, and openings in the lid into which the pins are adapted to removably fit, substantially as described.

3. In a lid for boxes, the combination with the box body, of one or more pins pivotally connected thereto, openings formed in one end of the lid into which the pins are adapted to removably fit, and means for securing the remaining end, substantially as described.

In testimony whereof I affix my signature in presence of two witnesses.

NELSON T. HAND.

Witnesses:

L. P. BLOOD,
WM. RIGGS.