

(No Model.)

E. T. RAMER.
WORK BOX.

No. 489,593.

Patented Jan. 10, 1893.

Fig. 1.

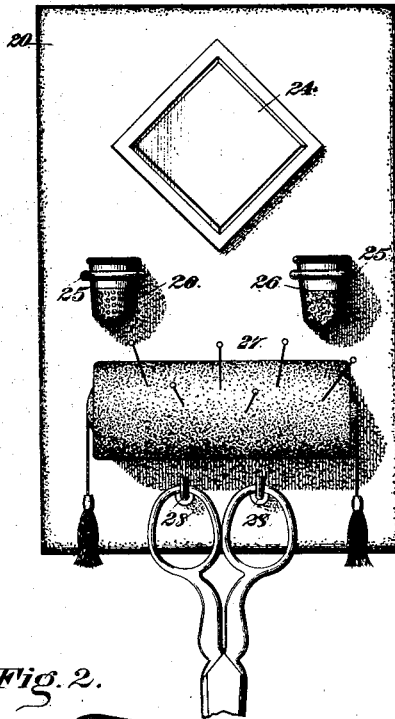
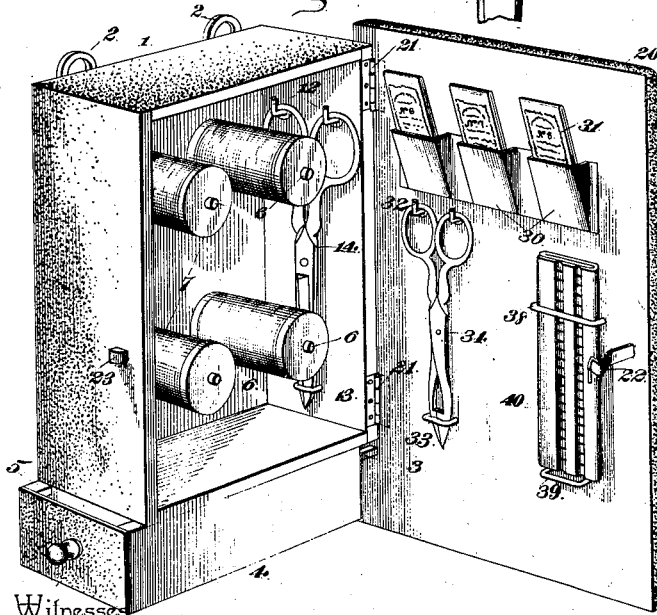
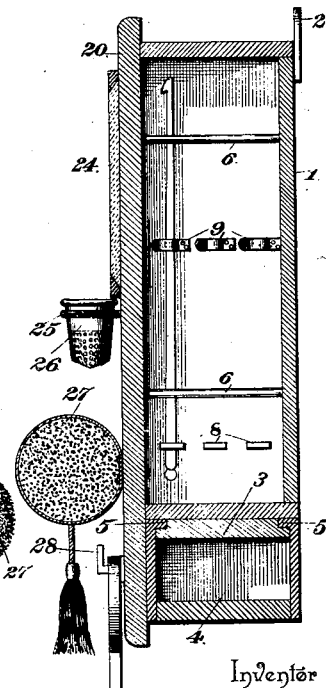


Fig. 2.



Witnesses

Fig. 3.



Inventor

Elwood T. Ramer

McLester

By his Attorneys,

W. Hollamer.

Chas. H. Co.

UNITED STATES PATENT OFFICE.

ELWOOD T. RAMER, OF GENESEO, ILLINOIS.

WORK-BOX.

SPECIFICATION forming part of Letters Patent No. 489,593, dated January 10, 1893.

Application filed May 19, 1892. Serial No. 433,608. (No model.)

To all whom it may concern:

Be it known that I, ELWOOD T. RAMER, a citizen of the United States, residing at Geneseo, in the county of Henry and State of Illinois, have invented a new and useful Work-Box, of which the following is a specification.

This invention relates to work-boxes adapted for holding the implements of a seamstress, as well as thread, buttons, and other small pieces of work; and the object of the invention is to effect certain improvements in devices of this character.

To this end the invention consists in a work-box possessing the specific construction hereinafter more fully described and claimed, and as illustrated on the accompanying sheet of drawings, wherein—

Figure 1 is a front elevation of this improved work-box closed. Fig. 2 is a perspective view of the box open and the button drawer partly withdrawn. Fig. 3 is a central vertical section of the body of the box and the button drawer.

Referring to the said drawings, 1 is the body of this improved work-box which has eyes 2 at its upper end by means of which it can be secured to the wall or some other suitable support, and has a T-shaped cleat 3 secured across its lower end, a button drawer 4 moving over said strip and having inturned edges 5 engaging the edges of the cleat. Within this body are pins 6 projecting forward from its back and over which spools 7 may be placed as shown. At the left side of the body is a staple 8 and a spring-arm 9 for holding a crochet hook, knitting needles, or other similar implements, there being preferably several of these staples and arms as seen in Fig. 3. At the right side of the body is a pair of hooks 12 below which is a staple 13 for holding a pair of scissors 14—although this side of the body may be arranged in a manner similar to the left side if preferred.

The cover 20 of this box is hinged as at 21 to the right side of the body and has a spring-catch 22 engaging a projection 23 on the body for holding the cover closed, and in such position it extends downward far enough to cover

the button drawer 4 and hide it from sight. On the outer face of the cover is a mirror 24, two rings or eyes 25 for thimbles 26 of different sizes, a pin-cushion 27, and a pair of hooks 28 on which may be hung a large pair of shears. On the inside of this cover near its upper end are arranged several pockets 30 for papers 31 of needles, two hooks 32 above a staple 33 preferably for a pair of button-hole scissors 34, and a large staple 38 above a smaller one 39 for a paper 40 of pins—as best seen in Fig. 2.

The entire device may be of wood, paste-board, or other material suitably painted or ornamented but preferably covered with plush, and in size and proportions of parts it may follow the fancy of the maker. When arranged in the manner above described, the various implements, &c., needed by a seamstress are within easy reach, those most often required being readily accessible, and those which are liable to get lost or which might injure a child into whose hands they accidentally fell, are hidden from view and might even be locked by providing a lock instead of a catch for the cover of the box.

What is claimed as new is—

The herein described work-box, consisting of a body, with supports therein, having a T-shaped cleat extending across the bottom thereof from end to end, a drawer having inturned edges engaging the edges of said cleat and adapted to open from one end of the body, a projection on one side of the body, and a cover hinged to the other side of said body and provided with interior and exterior supports, and a spring catch adapted to engage the projection on said body, said cover being longer than the body and closing over and hiding said drawer on the front side, substantially as described.

In testimony that I claim the foregoing as my own I have hereto affixed my signature in the presence of two witnesses.

ELWOOD T. RAMER.

Witnesses:

GEO. P. SCHOLL,
W. T. LAW.