

(No Model.)

W. MACNEECE.
DESK.

No. 489,611.

Patented Jan. 10, 1893.

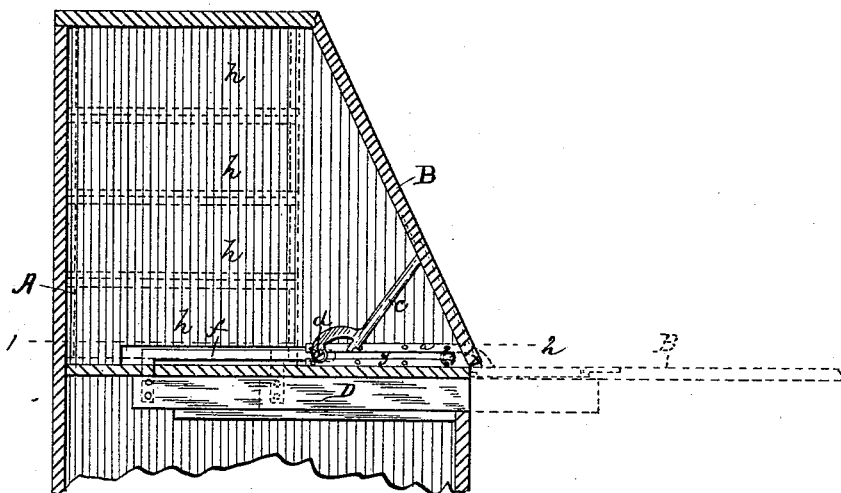


FIG. 1.

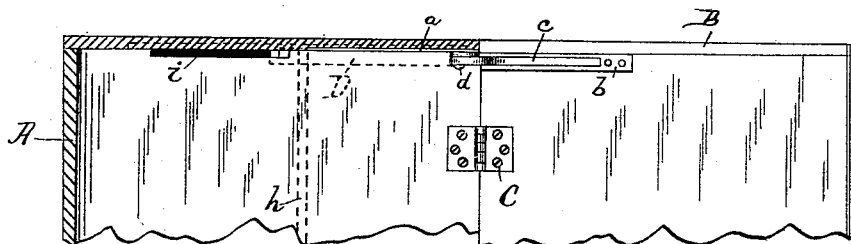


FIG. 2.

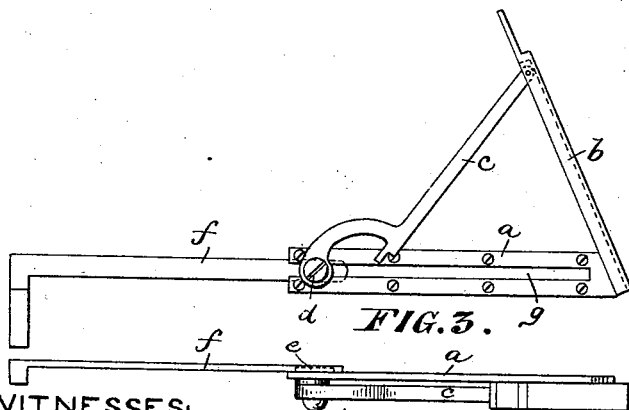


FIG. 3.

WITNESSES:

Norris R. Perkins,
Wm. Findlay Brown

FIG. 4.

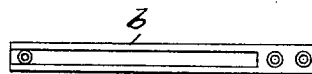


FIG. 5.



FIG. 6.

INVENTOR
William MacNeece
by his attorney
Chas A. Rutter.

UNITED STATES PATENT OFFICE.

WILLIAM MAC NEECE, OF PHILADELPHIA, PENNSYLVANIA.

DESK.

SPECIFICATION forming part of Letters Patent No. 489,611, dated January 10, 1893.

Application filed October 1, 1892. Serial No. 447,481. (No model.)

To all whom it may concern:

Be it known that I, WILLIAM MAC NEECE, a citizen of the United States, and a resident of the city and county of Philadelphia, and State of Pennsylvania, have invented certain new and useful Improvements in Desks, of which the following is a specification.

The object of my invention is to furnish a device which will in itself support the hinged lids of desks when open, or which may be used to operate automatically, by means of a connecting rod or arm, the slides which are ordinarily used to support the desk lid when open.

In the accompanying drawings forming part of this specification and in which similar letters of reference indicate similar parts throughout the several views:—Figure 1, a sectional elevation of the upper part of a hinged lid desk furnished with my improvement; Fig. 2, a broken sectional plan of Fig. 1, on line 1—2—, the lid being open. Fig. 3, an enlarged side elevation of device for supporting the lid and for operating the slide; Fig. 4, a plan of the device shown in Fig. 3; Fig. 5, a plan of the lever receiving fixture which is attached to the lid and Fig. 6, a longitudinal central sectional elevation of the fixture, Fig. 5.

A is the desk; B, the lid; C, one of the hinges, by means of which the lid is secured to the desk; D, one of the slides usually employed for supporting the lid when open.

Secured to the side of the desk A is a slotted guide, *a*, preferably constructed of metal and set in flush with the side; upon the under side and near the edge of the lid is a grooved fixture, *b*, to which one end of a lever, *c*, is pivoted and which is adapted, when the lid is open, to receive the lever. The other end of lever *c* is bent over as shown and carries a pin or screw *d*, which passes through slot in guide *a* and is secured to a washer *e*, indicated by dotted lines in Fig. 4, or to an arm *f*, which is secured to slide D, as hereinafter described.

The slotted guide *a* is set in flush with the side of the desk and the lever *c* is narrow and during its movements touches or nearly touches the side of the desk and takes up little or no room. When the lid is opened the upper or forward end of the lever is received by the groove in the fixture *b*, and is flush with this fixture and entirely out of the way. The lower or rear end of the lever, or rather

the pin or screw *d* carried by this end of the lever, strikes against the forward end of slot *g* in guide *a* and this lever supports and holds the lid in a horizontal position, without the aid of the usual slides.

If it is desired to use the slides in connection with the lever, one end of an arm *f* is secured to pin or screw *d*, and the other or rear end which is bent downward, as shown in Figs. 1 and 3, is secured to the slide D; as the desk lid is opened the lever *c* is drawn forward and takes with it the arm *f* and slide D, as shown by dotted lines in Fig. 1. When the lid is closed the arm *c* and slide D are returned to their first positions.

h, shown by dotted lines in Fig. 1, represent the drawers with which the upper back part of desks with hinged lids are usually furnished; the front line of these drawers is shown in Fig. 2 by the dotted lines, also lettered *h*, and it will be observed that the slot *i* in the desk top E, through which the arm *f* passes in order to reach the slide D and along which it travels in operating this slide, is under the drawers and completely out of sight.

A desk fitted with my improved device for supporting the lid and operating the slides has a top, the forward or exposed part of which is perfectly level and free from slots, and an operating lever which, when the lid is open, is entirely out of the way. There are no grooves or exposed openings to receive and hold dust or dirt or into which articles can fall to prevent the working of the device which is inexpensive in cost and which may be applied to any of the hinged lid desks at present in use.

It will be understood that both sides of the desk are furnished with my device, as to have it upon one side only would put an undue strain upon the hinges which secure the lid to the desk.

Having thus described my invention I claim

1. The combination with the body and hinged lid of a desk of a guide secured to the side of the desk, a grooved fixture secured to and set in flush with the lid, and a lever one end of which is pivoted to the said grooved fixture at or near its outer end and which is adapted to be received by said grooved fixture when the lid is open, and the other end

of which is bent over as shown and adapted to travel upon or in and to be held by said guide secured to the side of the desk, substantially as and for the purpose set forth.

- 5 2. The combination with the body, hinged lid and slides of a desk of slotted guides secured to the side of the desk, grooved fixtures secured to and set in flush with the lid, levers the outer ends of which are pivoted to
10 said grooved fixtures at or near their outer ends and which are adapted to be received by said grooved fixtures when the lid is open and the other ends of which are bent over as

shown and which have a sliding connection with the said slotted guides upon the sides of 15 the desk, arms, the forward ends of which are secured to and actuated by the inner ends of said levers and the rear ends of which are secured to the rear ends of said desk slides and slots in rear of said desk top through 20 which the rear ends of said arms may play during their movements.

WILLIAM MAC NEECE.

Witnesses:

MORRIS R. BOCKIUS,
CHAS. A. RUTTER.