

(No Model.)

H. J. SIMS.
HAT OR CLOTHES BRUSH.

No. 489,694.

Patented Jan. 10, 1893.

Fig. 1.

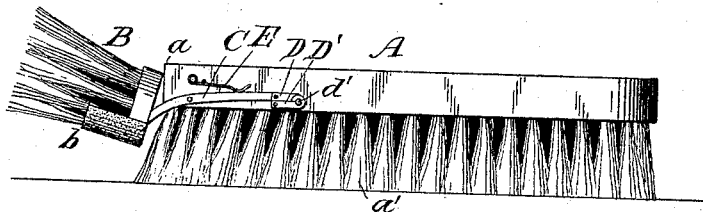


Fig. 2.

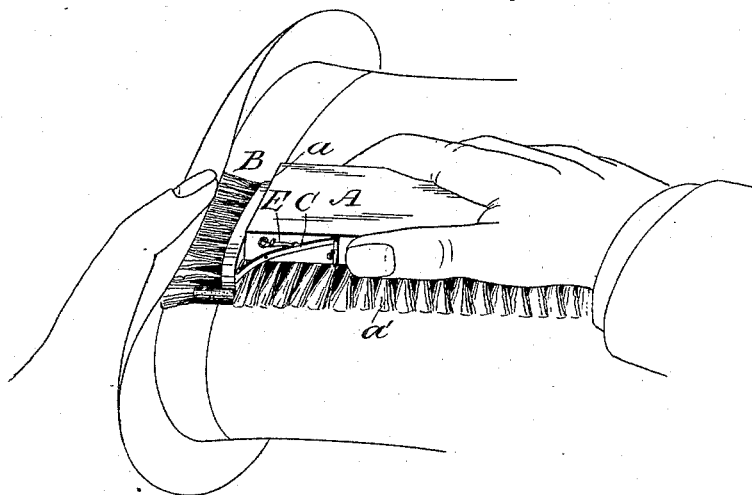


Fig. 3.

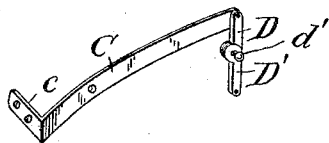


Fig. 4.



Witnesses:
Chas. Raley,
B. Harmon,

Henry J. Sims
Inventor.
by A. Harvey
Attorney.

UNITED STATES PATENT OFFICE.

HENRY J. SIMS, OF OTTAWA, CANADA.

HAT OR CLOTHES BRUSH.

SPECIFICATION forming part of Letters Patent No. 489,694, dated January 10, 1893.

Application filed October 18, 1892. Serial No. 449,298. (No model.)

To all whom it may concern:

Be it known that I, HENRY J. SIMS, of the city of Ottawa, in the county of Carleton and Province of Ontario, in the Dominion of Canada, have invented certain new and useful Improvements in a Combined Hat and Clothes Brush; and I do hereby declare that the following is a full, clear, and exact description of the same, reference being had to the accompanying drawings, forming a part hereof.

My invention, which will be hereinafter fully set forth and claimed, relates to combined hat and clothes brushes.

The object of my invention is a hat brush which will effectually operate on the brim of the hat simultaneously when brushing the body, reach under the overlapping edge of the brim and that can be used without inconvenience as a clothes brush as well. I attain this object by an adjustable attachment at one end of an ordinary clothes brush, to be hereinafter more fully described.

Figure 1 is a side view of my improved brush, showing the attachment thrown out of use. Fig. 2 is a perspective view of the same with the attachment adjusted for use and showing its application to a hat. Fig. 3 is a perspective view, on a larger scale, of the connecting and adjusting device, and Fig. 4 is an end view of the auxiliary brush.

To an ordinary clothes or hat brush A, having a square end *a* cut very close to the setting of the bristles and having the latter, *a'*, at that end slant out at a considerable angle, is adjustably secured a narrow auxiliary brush B, about equal in length to the width of the end *a* and setting with its back against the said end. The lower edge, *b*, of said auxiliary, when adjusted for use, is nearly flush with the bristle face of the brush A and is slightly concaved to conform to the curvature of a hat body, and said edge is covered with plush or other similar material, while the upper edge is preferably convexed and the bristles are made long and to spread somewhat from the setting. The connection is effected by a small arm or lever, C, at each side, pivoted to the edge of the main brush and having its end rigidly secured to the end or back of the auxiliary brush, either by a foot *c* formed at the end, or in any other suitable way. The other end of said arm or lever is

pivoted to one end of a pair of jointed links D D', the other end of which is also pivoted to the edge of the main brush. Said links are jointed so as to fold up as shown in Fig. 1, but provided with a shoulder which prevents them being pushed out beyond a straight line, as shown in Fig. 2. The joint is provided with a projecting pin or button *d'*, by which the joint is more readily manipulated with the fingers or thumb. E is a small spring which is made to press upon the upper edge of the lever or arm C, thus keeping the links D D' folded and preventing them from opening, when not desired, but the pressure of which upon said arms is of no effect after the links have been caused to assume a straight line, as in Fig. 2.

The arms or levers C and links D D' are so shaped and set on the edges of the brush A, that the edge *b* of the brush B is nearly flush with the bristle face of the former when adjusted for use and is thrown up as high as possible when out of adjustment, so that the upper edge is as nearly as may be even with the back of the brush A.

If the brush B is to be brought from the position shown in Fig. 1 to that shown in Fig. 2, i. e. if the brush is to be adjusted for a hat brush, the buttons *d'* are raised and pushed toward the brush B until the links D D' assume a straight line and the brush B is brought down nearly flush with the bristle surface; in this position the links will remain until the buttons *d'* are pushed in the opposite direction, when, as soon as the links make an angle with each other, the spring E will press down the arms C and fold the links, thus raising the brush B.

I claim as my invention:—

1. A combined hat and clothes brush consisting of an ordinary brush having a square end cut close to the bristle setting and the bristles at said end slanting outward and a narrow brush equal in length to the width of the main brush and adjustably connected to the main brush with its back against said square end by means of lever arms pivoted to the edges of the main brush and controlled by a pair of shoulder jointed links, substantially as set forth.

2. The combination of a brush A having a square end *a*, the narrow brush B having its

lower edge concaved, a lever arm C at each side having one end rigidly secured to the brush B and the shank pivoted to the edge of the brush A and the other end pivoted to a
5 link, a pair of links D D' shoulder-jointed to fold up and form a straight line and provided with a pin or button d' at the joint and having one end pivoted to the lever C and the other to the edge of the brush A and a spring
10 E secured to the edge of the brush A and pressing upon the lever arm, substantially as set forth.

3. The combination of the brushes A and B adjustably connected so that the latter abuts

with its back against the end of the former, 15 a pair of lever arms C having one end rigidly connected to the brush B and their shanks pivoted to the edges of the brush A and a pair of links D D' pivoted at one end to the end of each lever arm and at the other to the 20 edge of the brush A, substantially as set forth.

In testimony whereof I have signed in the presence of the undersigned witnesses.

HENRY J. SIMS.

Witnesses:

A. HARVEY,

A. TROWSE.