

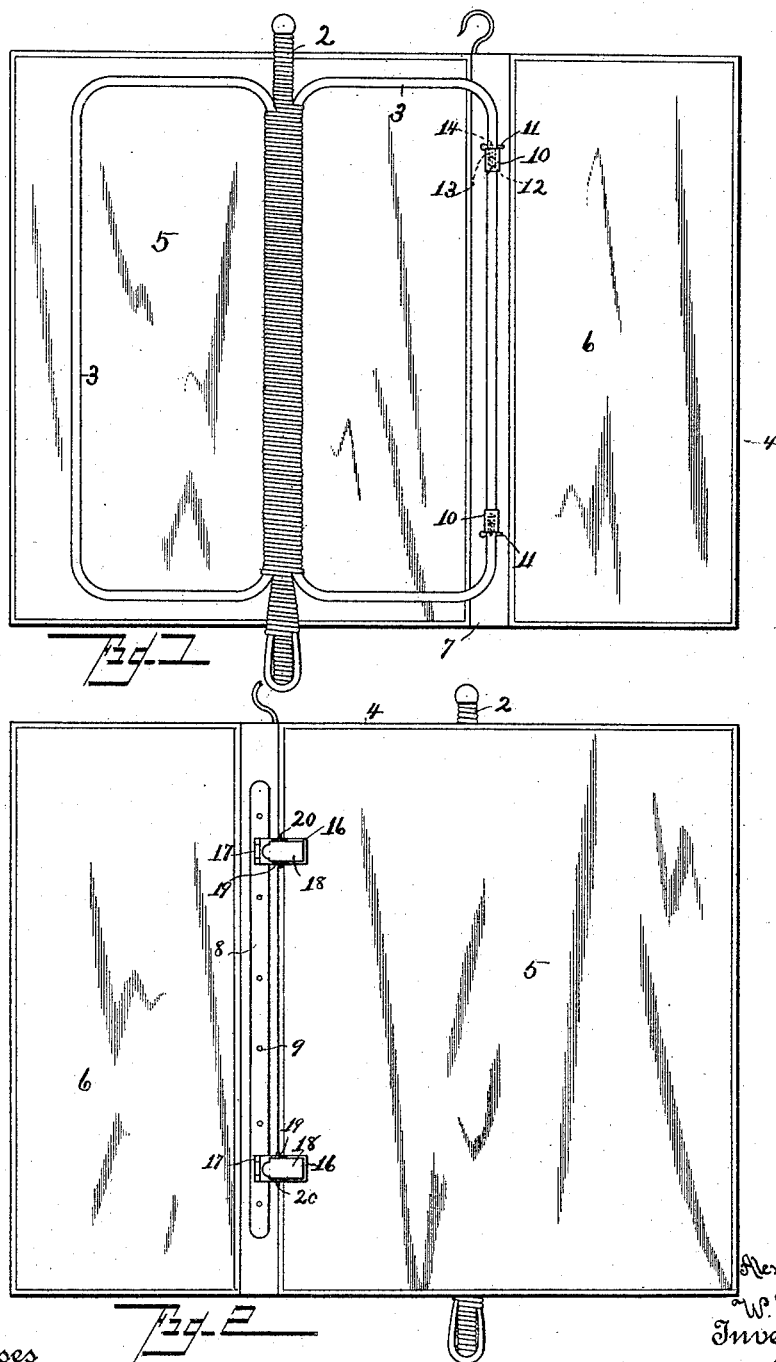
(No Model.)

2 Sheets—Sheet 1.

A. HECHT & W. R. FECHNER.
NEWSPAPER FILE.

No. 489,901.

Patented Jan. 10, 1893.



Witnesses

E. J. Murphy
E. C. Gulik

Alexander Hecht
W. R. Fechner
Inventors

Cy Saphirsk
Attorneys

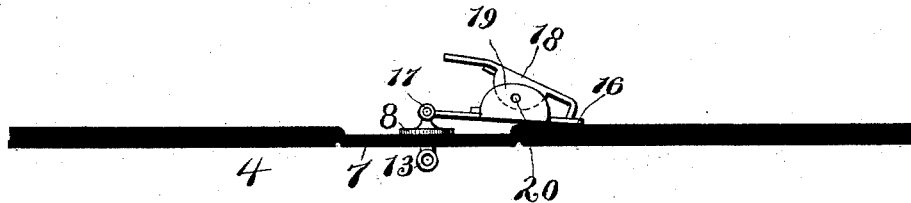
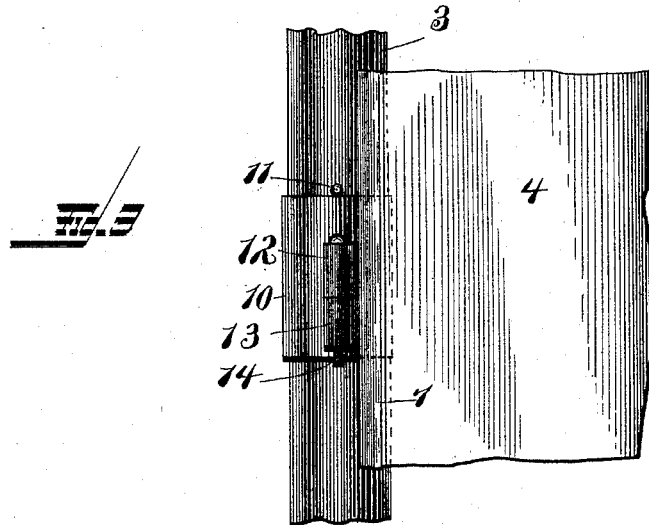
(No Model.)

2 Sheets—Sheet 2.

A. HECHT & W. R. FECHNER.
NEWSPAPER FILE.

No. 489,901.

Patented Jan. 10, 1893.



Alexander Hecht
and
W. R. Fechner
Inventors

Witnesses
C. S. Frye
L. J. Myers

By Hopkins & Atkins
Attorneys

UNITED STATES PATENT OFFICE.

ALEXANDER HECHT AND WILLIAM R. FECHNER, OF NEW YORK, N. Y.; SAID
FECHNER ASSIGNOR TO SAID HECHT.

NEWSPAPER-FILE.

SPECIFICATION forming part of Letters Patent No. 489,901, dated January 10, 1893.

Application filed July 28, 1892. Serial No. 441,477. (No model.)

To all whom it may concern:

Be it known that we, ALEXANDER HECHT and WILLIAM R. FECHNER, of the city of New York, county of New York, State of New York, have invented certain new and useful Improvements in Newspaper-Files, of which the following is a specification, reference being had to the accompanying drawings.

The object of our invention is to provide a comparatively simple and convenient device for filing news papers and for holding them spread out before the eyes of the reader in convenient form for handling them.

In the accompanying drawings:—Figure 1 is a plan view of the rear of our file unfolded. Fig. 2 is an inside view of the same. Figs. 3 and 4, represent side views of detailed portions of the device.

Referring to the figures on the drawings: 1, indicates a frame which is preferably made of rattan or willow and consists of a central handle 2, provided with wings 3, on each side thereof and secured to the central handle by wrapping, in the manner usual in the manufacture of willow ware articles.

4, indicates a supporting cover which is preferably made of paste board, or the like, to give suitable stiffness. It consists of two parts, as indicated by 5, and 6, on the drawings.

5, indicates a large board of a size a little greater, preferably, than the newspaper which is intended to be filed in the case. 6, indicates a smaller board which, being intended as a cover and merely for the purpose of holding the news paper closed, is preferably made of smaller dimensions in order to gain lightness and also to expose the name of the paper contained in the file when the file is closed. The parts are hinged together by a leather back 7, as usual.

8, indicates a back rib which preferably consists of a flat piece of metal secured to the leather back of the cover by rivets 9, or other suitable means.

10, indicates collars secured around one side of the wings, and preferably provided with stay pins 11, for preventing them from slipping sidewise. The collars are revoluble on the sides of wings and are preferably

provided with suitable means for hinging them to the back rib. As illustrated, the rib and the collar, respectively, are provided with knuckles 12, and 13, which are fastened together by a pintle 14. As illustrated, two collars are shown with their respective hinged joints, but the number may be increased, if desired.

A hook may be provided at the upper inside corner of the cover for hanging the file, if desired. Upon the inside of the cover is provided suitable means for holding papers. We have shown a preferable form of fastening device which consists of a frame 16, pivoted to lugs 17, projecting from the inside of the back rib. Two fasteners, in practice, are ordinarily sufficient for the purpose.

Upon one side of each of the frames is provided a clip 18, hinged to side lugs 19, projecting from the frame. Around the pintle 20, uniting the clip to the frame is fastened a spiral spring which operates to close the jaws of the clip against the frame and hold the paper securely in position.

Any suitable form of clip and frame and actuating spring may be substituted. We desire it to be distinctly understood that we do not limit ourselves to the exact details of construction herein illustrated and described and that we reserve to ourselves the right to vary the same at will within the scope of our invention.

What we claim is:—

1. A news paper file supporter consisting of a central rib adapted to be used as a handle, and wings secured thereto and projecting on opposite sides therefrom, and collars secured around one side of one wing, substantially as specified.

2. In a news paper file, the combination with the frame, of a cover hinged to one side thereof and provided with fasteners on the inside of the cover for holding the papers in position, substantially as specified.

3. In a news paper file, the combination with the frame of a cover hinged thereto, the same consisting of a main portion and a smaller portion hinged to the main portion, and fasteners for holding the papers in position, substantially as specified.

4. In a news paper file, the combination with a frame and cover hinged thereto, of fasteners hinged within the cover and consisting of a frame, and a spring-actuated clip, substantially as described.

5. In a news paper file, the combination with the frame provided with a collar upon one of the wings, a cover provided with a back rib, hinged connections between the back rib and the sleeve, and fasteners within the cover, substantially as and for the purpose specified.

6. In a news paper file, the combination with the frame, and cover hinged thereto, of the

back rib fastened to the cover, and a fastener consisting of a frame and spring-actuated clip hinged thereto, said fastener being hinged to the back rib, substantially as and for the purpose specified.

In testimony of all which we have hereunto subscribed our names.

ALEXANDER HECHT.
WILLIAM R. FECHNER.

Witnesses:

MORRIS CUKOR,
THOMAS CARPENTER.