

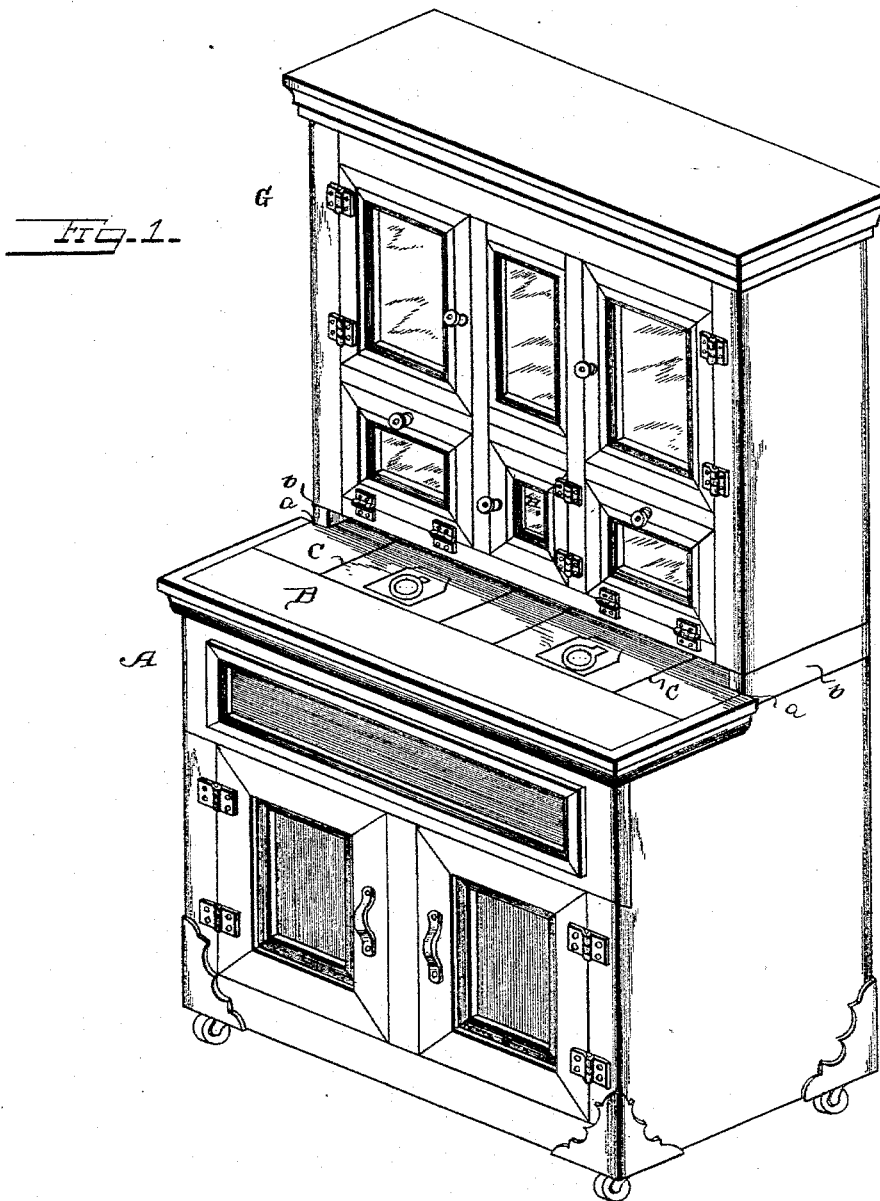
(No Model.)

2 Sheets—Sheet 1.

N. SOLDWEDEL.
REFRIGERATOR.

No. 490,216.

Patented Jan. 17, 1893.



Witnesses:

Jesse Heller.
Phil Masi.

Inventor.

N. Soldwedel.

by E. W. Anderson
his
Attorney.

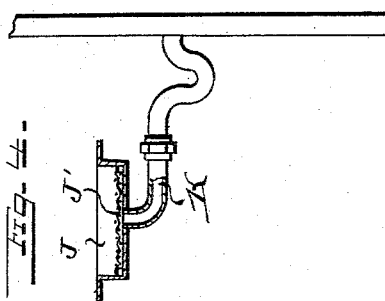
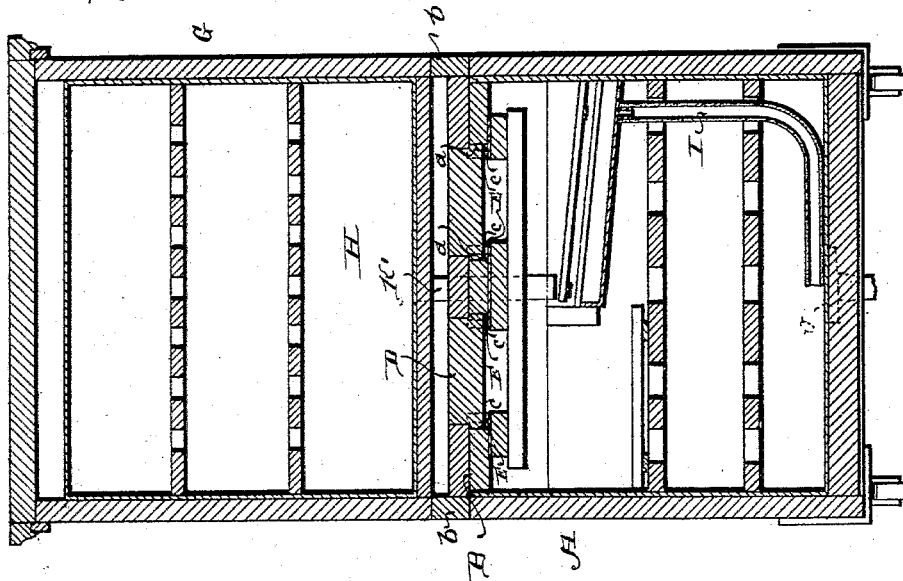
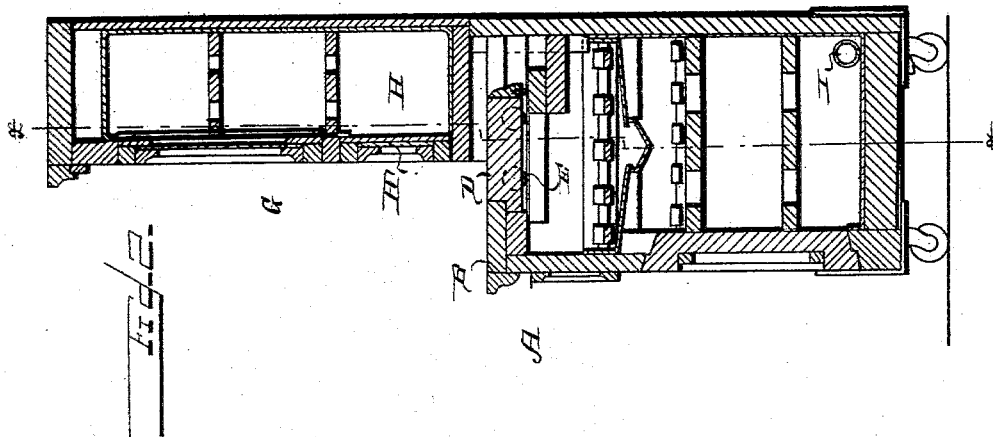
(No Model.)

2 Sheets—Sheet 2.

N. SOLDWEDEL.
REFRIGERATOR.

No. 490,216.

Patented Jan. 17, 1893.



Witnesses:

Jesse Heller.
Philip Massi.

Inventor.

N. Soldwedel
E. W. Anderson
his Attorney.

UNITED STATES PATENT OFFICE.

NICHOLAUS SOLDWEDEL, OF UNION, NEW JERSEY.

REFRIGERATOR.

SPECIFICATION forming part of Letters Patent No. 490,216, dated January 17, 1893.

Application filed September 22, 1892. Serial No. 446,590. (No model.)

To all whom it may concern:

Be it known that I, NICHOLAUS SOLDWEDEL, a citizen of the United States, and a resident of Union township, in the county of Hudson and State of New Jersey, have invented certain new and useful Improvements in Portable and Stationary Refrigerators; and I do declare the following to be a full, clear, and exact description of the invention, such as will enable others skilled in the art to which it appertains to make and use the same, reference being had to the accompanying drawings, and to letters of reference marked thereon, which form a part of this specification.

Figure 1 of the drawings is a perspective view of the invention. Fig. 2 is a vertical cross section. Fig. 3 is a vertical longitudinal section taken on line $x x$ Fig. 2, and Fig. 4 is a detail view of drip pan and pipe attachment.

This invention has relation to certain new and useful improvements in portable and stationary refrigerators; and it consists in the combination with a refrigerator, of a dresser or side board, such as used in dwellings, hotels, dining saloons, &c., together with other novel features, all as hereinafter described and pointed out in the accompanying claim.

In the accompanying drawings, the letter A designates the refrigerator proper, which may be in general of any suitable construction.

B designates the top of the refrigerator, said top being removably supported upon the upper edges of the sides and ends of the box, and formed with the shoulders a, a , at its ends, which abut against extension pieces b, b , secured on the upper edge of the ends of the box, at the rear portions thereof. Said top is cut away at C, C , to form openings therein, and in the edges of these openings are grooves c, c , which are lined with zinc.

D, D, are the covers, having tongues or extensions d, d , along their ends, which engage the grooves c, c . Set in the bottom face of these tongues or extensions d, d , are rollers E, E, &c., which run on the bottoms of the grooves. In this connection, it may be stated that the difficulty heretofore existing, and which has prevented the placing of a dresser over a refrigerator and making it a part thereof, has lain in the fact that the hinged cover

heretofore referred to, could not be raised and lowered on account of the dresser. This difficulty, it will be seen, is obviated by the sliding covers above described.

In order to fill the ice chamber in the box, it is only necessary to slide backwardly one of said covers at a time, to admit the ice, until one side is filled, when the other cover is opened. Or if desired to introduce a large piece of ice, the entire top may be removed by drawing it forwardly. In order to prevent the escape of cold air, rubber or other suitable packing strips may be employed between the top and its supports.

G designates the dresser, which is supported upon the rear upper portion of the refrigerator, and forms a part thereof in the manner indicated in the drawings. In order that the temperature of this dresser may be kept low, in addition to the cold which it receives from the refrigerator, an ice chamber H may be provided in its lower portion, access to which is obtained through the doors H', which may be faced with mirrors. Above are the provision chambers and shelves.

I is a waste pipe which connects with the ice chamber of the refrigerator, and conducts the waste water to a drip pan J, having therein a perforated screen J'. Leading from this drip pan is a pipe K, which should connect with the waste pipe of the bath room or sink, or if no such pipe is present, should extend direct to some point of escape, such as a flow-off or service. The screen J' prevents this pipe from becoming clogged with any refuse matter from the refrigerator. The provision of this drain pipe obviates the necessity now existing for employing waste pans for the refrigerator, these pans requiring careful watching in order to prevent overflow, and consequent damage to the premises.

When a separate ice compartment is employed in the dresser, as shown and described, a second pipe K' is used, which leads from the ice compartment and connects with the pipe I.

Having described this invention, what I claim and desire to secure by Letters Patent is:

In a refrigerator, the combination with the refrigerator box, having the ice chamber there-

in, the horizontally removable top thereof,
the openings in said top and the covers closing
said openings, and sliding horizontally
therein, of the dresser or side board forming a
5 part of said refrigerator, and a separate ice
chamber or compartment within said dresser
or side board, substantially as specified.

In testimony whereof I affix my signature in
presence of two witnesses.

NICHOLAUS SOLDWEDEL

Witnesses:

C. A. PFINGSTEN,

GUSTAV PFINGSTEN.