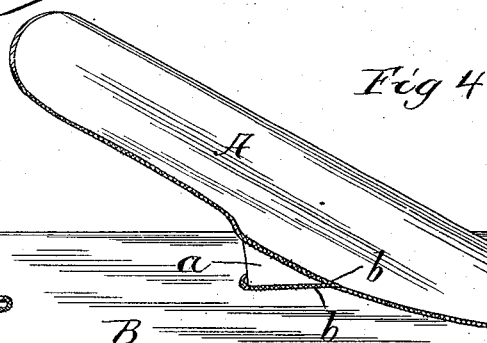
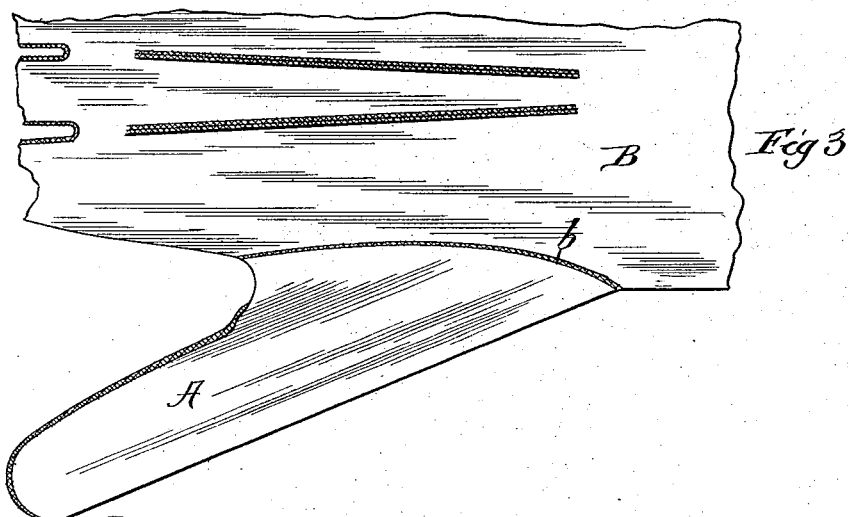




(No Model.)

E. & S. JAY.
GLOVE.

No. 490,354.

Patented Jan. 24, 1893.



Witnesses

J. L. Tinsman
A. M. Best

Inventors.

Etienne Jay
Stéphane Jay

By Robert Thacher
Attys

UNITED STATES PATENT OFFICE.

ETIENNE JAY AND STÉPHANE JAY, OF GRENOBLE, FRANCE.

GLOVE.

SPECIFICATION forming part of Letters Patent No. 490,354, dated January 24, 1893.

Application filed October 27, 1890. Serial No. 369,414. (No model.)

To all whom it may concern:

Be it known that we, ETIENNE JAY and STÉPHANE JAY, citizens of France, residing at Grenoble, France, have invented a certain new and useful Improvement in Gloves, which is fully set forth in the following specification, reference being had to the accompanying drawings, in which—

Figure 1 represents a plan view of a blank for the thumb of a glove embodying our invention; Fig. 2, a similar view of said blank folded as for sewing to the main portion of the glove; Fig. 3, a plan view of the back of the completed glove; and Fig. 4, a similar view of the front or inside of the same, broken away except around the thumb.

Our invention relates to an improvement in the connection between the thumb and the main portion of the glove, whereby more freedom of movement is provided for the thumb and the glove is easier and more comfortable to the wearer.

In the ordinary manufacture of gloves, a small gore is provided at the junction between the thumb and the palm or main body of the glove, this gore being made as a separate piece set in between the two parts and stitched to them respectively along its edges. It is well-known that this construction produces a kind of stiffness, so that in all close fitting gloves there is a very limited movement of the thumb possible and it is the object of our present invention to obviate this difficulty.

In the drawings, A represents the blank for the thumb of the glove. This blank is of the usual form, except that at one of the side edges it has a point or tapering projection, *a*, which is arranged to fill the angle between the thumb and the glove body when the former is stitched in place. It will be noticed that the tapering extension *a* of the blank projects outward from one edge of the latter for some little distance before there is any separation between the two. This provides for the filling of the angle, usually occupied by the separate gore piece, by this extension

at the back and some distance around in front of the glove. In Fig. 2 of the drawings, this blank is shown folded and with this tapering extension *a* turned down about in position for stitching to the body. The body, B, of the glove is of the usual shape and only a portion thereof is shown in Figs. 3 and 4 of the drawings. The thumb piece or blank A is stitched to this body by the usual line of stitching, *b*, and the tapering extension *a* is brought around to fill the angle between the thumb and the body, as seen in Fig. 3, being stitched at its end to the thumb piece and to the body, as seen in Fig. 4. This leaves the back of the glove and for some distance between the thumb and body with only a single line of stitching, there being two lines only at the point of the projection *a*. We have found that the glove thus constructed is much more comfortable to the wearer and also that there is much greater freedom to the movement of the thumb than in the ordinary construction of gloves.

In gloves of ordinary construction, the thumb is held up to the palm, so that it has only a limited movement outward, or laterally; but with our improvement the thumb may be freely moved outward with almost the same facility as when the hand is ungloved. Having thus described our invention, what we claim as new and desire to secure by Letters Patent, is:

In a glove, the palm or main portion, in combination with the thumb provided with an extension from one side only, terminating in an elongated tapering projection formed integral therewith and folded across between the thumb and main portion and down upon the opposite side with its edges joined to the thumb and main portion, substantially as described.

ETIENNE JAY.
STÉPHANE JAY.

Witnesses:
ROBT. M. HOOPER,
F. ROUSSEAU.