

(No Model.)

A. G. MEAD.
GLOVE FASTENER STUD.

No. 490,411.

Patented Jan. 24, 1893.

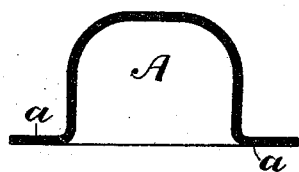


Fig. 1.

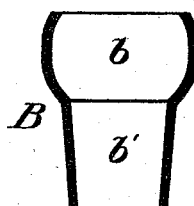


Fig. 2.

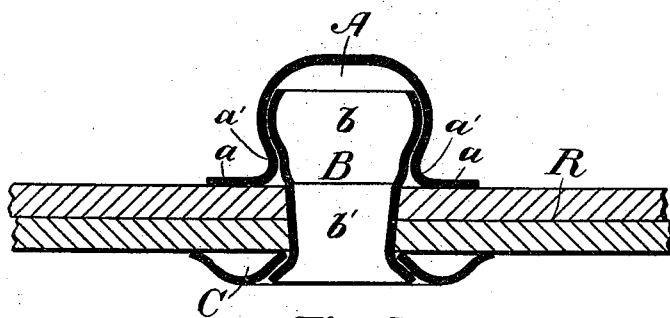


Fig. 5.

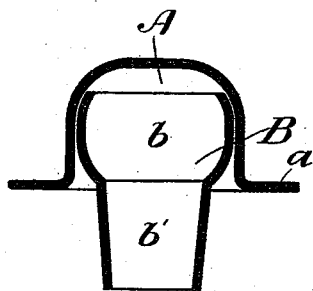


Fig. 3.

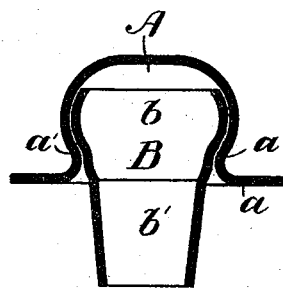


Fig. 4.

Witnesses
O. H. Gilman
Albert E. Leach

Inventor
Albert G. Mead
by W. B. McDowell
att.

UNITED STATES PATENT OFFICE.

ALBERT G. MEAD, OF BOSTON, MASSACHUSETTS, ASSIGNOR TO WILLIAM B. H. DOWSE, TRUSTEE, OF SAME PLACE.

GLOVE-FASTENER STUD.

SPECIFICATION forming part of Letters Patent No. 490,411, dated January 24, 1893.

Application filed March 16, 1891. Serial No. 385,188. (No model.)

To all whom it may concern:

Be it known that I, ALBERT G. MEAD, a citizen of the United States, residing at Boston, in the county of Suffolk and Commonwealth of Massachusetts, have invented certain new and useful Improvements in Glove-Fastener Studs, of which the following is a full specification.

My invention consists of an improved fastener stud secured to one flap of a glove or garment and adapted to engage with a resilient socket attached to the opposite flap thereof. This fastener stud has a struck up flanged head into which is introduced the rounded enlarged top of a clinching eyelet, the said head being rolled in around and under the enlarged top of said eyelet thus holding the eyelet tightly therein. The downwardly projecting shank of the clinching eyelet is passed through the material of the glove or garment and clinched on the under side thereof by being turned outward either directly against the said material or against an intervening washer.

Of the accompanying drawings which show in section my fastener stud as a whole and in detached parts, Figure 1 represents the flanged head as first struck up previous to being rolled in. Fig. 2 shows the form of clinching eyelet which I preferably employ. Fig. 3 shows the enlarged top of the eyelet introduced into the flanged head of the stud. Fig. 4 shows the head rolled in around the top of the eyelet so as to hold the two parts tightly together, and Fig. 5 shows the stud as a whole in place on the leather or other material of the glove or garment.

A is the head of the stud struck up in the shape shown in Fig. 1 with the flange *a*.

B is the clinching eyelet which has the enlarged rounded top *b* by which said eyelet is held in the head, and, as it were, grasped, and the shank *b'* which is to pass through the glove material and be clinched thereto. The enlarged top is of such a size as to fit into the head A of the stud, it being inserted therein as shown in Fig. 2. The flanged head is then rolled in around and under the enlarged top of the eyelet forming the contracted neck *a'* which neck in addition to serving as the portion of the head of reduced diameter which

is clasped by the contracted lip of the inclosing socket also serves the secondary purpose of holding the parts A and B firmly together. The shank *b'* is forced down through the material and clinched on the under surface thereof by turning the same outwardly either directly against said under surface, or preferably, as shown in Fig. 5 against a washer C. When in place on the glove material the flange *a* of the head rests directly on the top surface thereof.

I am aware that hollow studs having rolled in necks have been secured to the material by flanged tubular rivets passed up from beneath through a hole in said material and expanded within said head by being upset therein, but I am not aware that any one has hitherto rolled in the head of the stud around the enlarged head of a downwardly projecting eyelet for the purpose of holding that eyelet permanently, the eyelet being passed down from above through the material and clinched on the underside. In this manner I am enabled to make a much smaller hole through the material than is possible in the old way.

I claim:—

1. A glove fastener stud consisting of a struck up dome shaped flanged head A firmly united to an unflanged clinching eyelet B having a round enlarged top *b* and the neck of the struck up flanged head A. being rolled in under and around said enlarged top *b*, substantially as described.

2. A glove fastener stud consisting of a struck up dome shaped flanged stud A in combination with a clinching eyelet B provided with a rounded enlarged top *b* rolled on to the head of the stud forming a contracted neck *a'* under and around said enlarged top and a washer C on the under surface of the material of the glove or garment against which and in said washer the shank of the eyelet is clinched, substantially as described.

In witness whereof I have hereunto set my hand.

ALBERT G. MEAD.

Witnesses:

WM. B. H. DOWSE,
ALBERT E. LEACH.