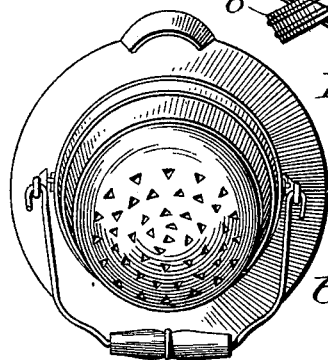
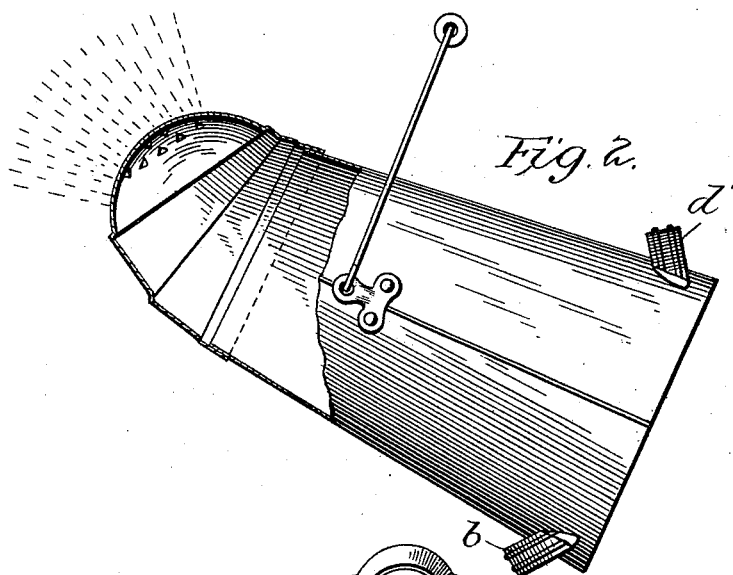
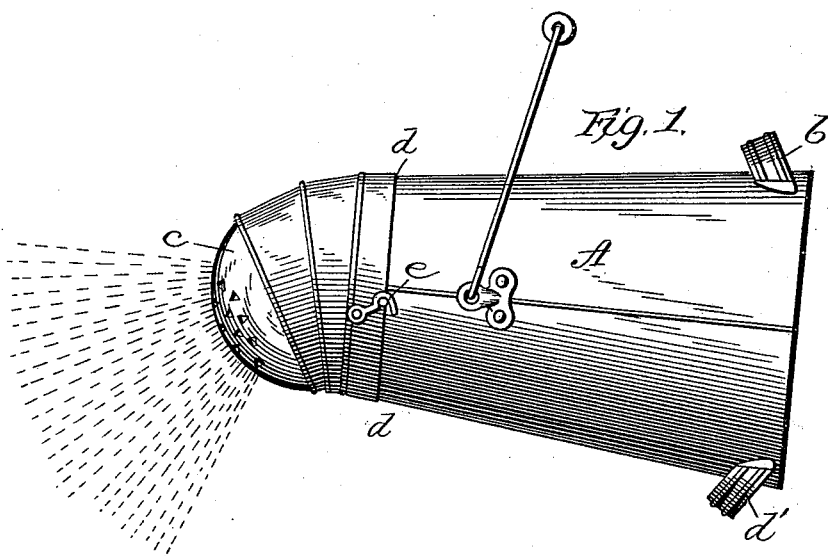


(No Model.)

W. NERACHER.
FIRE BUCKET.

No. 490,717.

Patented Jan. 31, 1893.



Attest
Malcolm Macdonald
F. L. Middleton

Inventor
Wm Neracher
by Ellis Spear
Atty.

UNITED STATES PATENT OFFICE.

WILLIAM NERACHER, OF CLEVELAND, OHIO.

FIRE-BUCKET.

SPECIFICATION forming part of Letters Patent No. 490,717, dated January 31, 1893.

Application filed March 10, 1892. Serial No. 424,436. (No model.)

To all whom it may concern:

Be it known that I, WILLIAM NERACHER, a citizen of the United States of America, residing at Cleveland, in the county of Cuyahoga and State of Ohio, have invented certain new and useful Improvements in Fire-Buckets, of which the following is a specification, reference being had therein to the accompanying drawings.

My aforesaid improvement in fire buckets is designed to avoid the objections to the use of the ordinary fire bucket. These buckets in construction and shape as commonly kept in place for the purpose of extinguishing fires prior to my invention, are not different from the buckets commonly used for other purposes. A very large proportion of all the fires that occur in buildings are extinguished by the use of hand buckets before they have made much progress and while they are of such small extent that they may be extinguished by a small amount of water promptly applied. But in the application of water to fires by means of hand buckets heretofore used for this purpose, in the hurry and excitement of the moment, water in the bucket is often wasted in whole or in part by being thrown all at once and inaccurately. The shape and construction of the ordinary bucket is such that the whole or at least the greater part of the water is thrown out at a single dash, and if this be thrown inaccurately upon the fire no further resource is available without a fresh bucket or fresh supply.

The object of my invention is to provide for the better applying of the water upon fires, or the better projection of the water, and further to put a certain check upon the expenditure of the water, so that it cannot all be dashed out at once, and the bucket exhausted at a single throw.

My invention is illustrated in the accompanying drawings in which:—

Figure 1 shows the bucket in side elevation, and inclined as in one method of use. Fig. 2 shows a similar figure but with the bucket reversed as hereinafter explained. Fig. 3 shows a top view of the bucket.

The first part of my invention, or the general feature of it consists of a bucket provided with handles by means of which it may be

swung and provided also with a directing discharge end having a perforated cover.

In the form of bucket shown A represents the body. It is provided with a bail *a*, which furnishes the support to be grasped by one hand and a suitable loop *b* which may be grasped by the other hand of the user. The bail is a convenient form for the discharge end, since it is the most convenient attachment by which the bucket may be either carried or swung, and is also reversible in the swinging, so that the bucket may be used with either side up. For the best effect also I construct the body of the bucket higher than the body of an ordinary bucket or of greater proportion of length to the ordinary diameter, and also make it tapering from the bottom upward toward the discharge end. This tapering shape concentrates the flow of water when it is dashed from the bucket and serves to project the spray in more concentrated form. The discharge end of the bucket is covered by a plate or mouth *c* which is perforated to prevent the water being discharged at one dash or throw so that the contents of the bucket are applied in installments.

In the form in which I have illustrated my invention, the cover is extended down to the line *d—d* and constitutes a continuation of the body of the bucket; it may be attached to the body of the bucket by hooks *e* or by any of the well known devices for such purpose.

In order to better direct the spray or dash of water upon the fire I have further provided an inclined or turned discharge end, the plane of inclination being at right angles to the plane of the handles. This inclination directs the dash of water, when the bucket is used as in Fig. 1, to the floor, where fires often occur. But if the fire be above, the bucket may be turned to the position shown in Fig. 2, in which position it is adapted to throw the spray upwardly and a handle *d'* may be provided upon the side opposite to the handle *b* for this reversed use. The body of the bucket and the cap may be made of any of the ordinary materials used for such purposes. The cap or cover may be made of cast iron with good effect.

I claim as my invention:—

1. A fire bucket provided with suitable handles by which it may be swung and having a

gradually tapering body portion terminating
in a perforated cover closing the upper end
and forming an uninterrupted continuation
of the gradually diminishing diameter of the
5 bucket from the bottom to the top, substan-
tially as described.

2. A fire bucket, provided with suitable han-
dles by which it may be swung and having a
gradually tapering body portion terminating
10 in a perforated cover turned to one side of
the line of the bucket's length, said cover form-

ing an uninterrupted continuation of the
gradually diminishing diameter of the bucket
from the bottom to the top, substantially as
described.

In testimony whereof I affix my signature in
presence of two witnesses.

WILLIAM NERACHER.

Witnesses:

HENRY E. COOPER,
I. E. MIDDLETON.