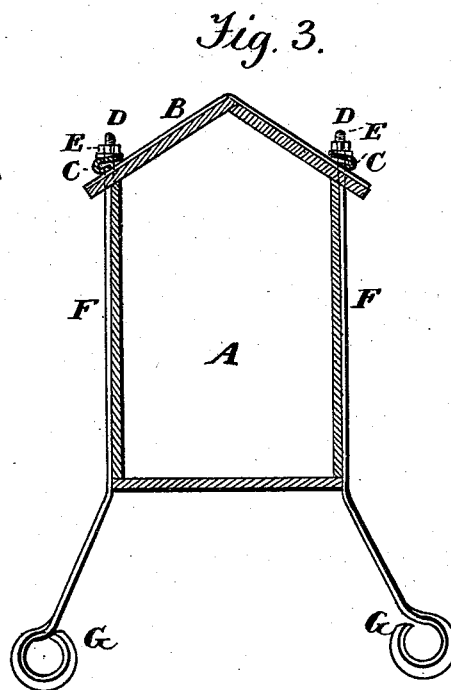
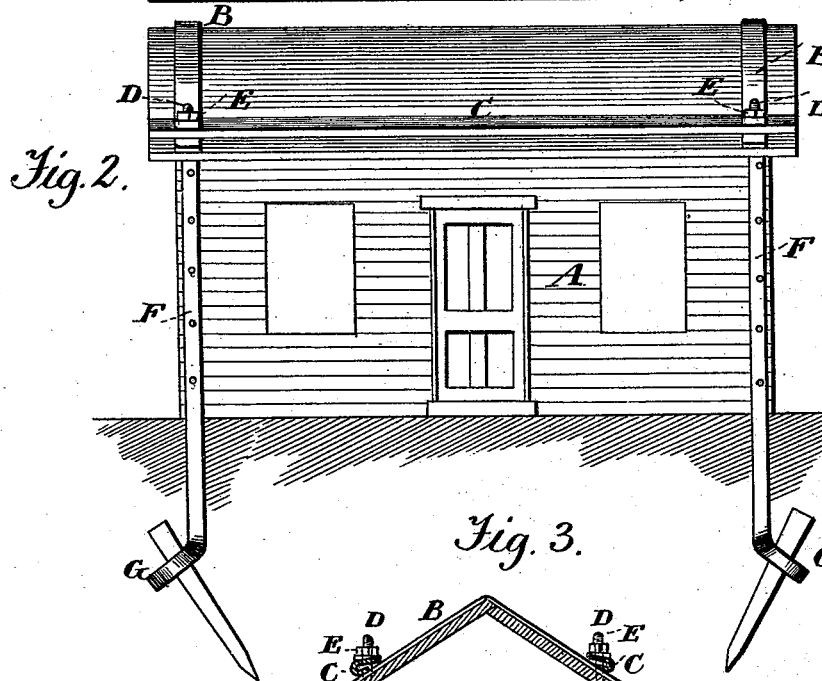
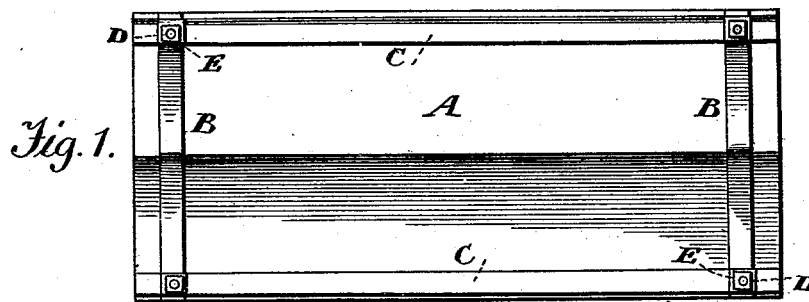


(No Model.)

C. ZIMMERMAN.
SAFETY ATTACHMENT FOR HOUSES.

No. 490,780.

Patented Jan. 31, 1893.



Witnesses.
A. Ruppert
H. A. Daniels

Inventor.
Casper Zimmerman
Per
Thomas P. Simpson,
att'y -

UNITED STATES PATENT OFFICE.

CASPER ZIMMERMAN, OF CHICAGO, ILLINOIS.

SAFETY ATTACHMENT FOR HOUSES.

SPECIFICATION forming part of Letters Patent No. 490,780, dated January 31, 1893.

Application filed July 6, 1892. Serial No. 439,134. (No model.)

To all whom it may concern:

Be it known that I, CASPER ZIMMERMAN, a citizen of the United States, residing at Chicago, in the county of Cook and State of Illinois, have invented certain new and useful Improvements in Safety Attachments for Houses, Barns, or other Buildings; and I do hereby declare the following to be a full, clear, and exact description of the invention, such as will enable others skilled in the art to which it appertains to make and use the same.

The special object of the invention is to make a safety-attachment for houses, barns or other structures in those localities subject to cyclones, violent winds and rain or snow storms.

The invention will first be described in connection with the drawings and then pointed out in the claim.

Figure 1 of the drawings is a plan view, Fig. 2 a side elevation, and Fig. 3 a vertical cross-section.

In the drawings, A represents a building made wind and cyclone proof by my invention. On the top of the roof, I arrange, at each end, a saddle plate B, of such an angle as will correspond with the shape of the roof and near the eaves, the longitudinal plates C C, the plates B C being made to intersect each other at right angles. Through the plates B C, at their junction, is passed the screws D which also pass through the roof and receive the clamping nuts E. The screws D form the

upper ends of rods or bars of metal F which are bolted or riveted to the side of the house and extend about four feet below the building and into the ground. On the lower ends of the upright bars F are formed the loops G through which are driven stakes to anchor the building firmly to the ground. Thus it will be seen that there is an anchor at each corner of the building strongly secured to the sides of building, clamped to longitudinal and transverse plates on the roof, and staked to the ground in holes about four feet deep so that the edifice itself will be immovable by any cyclone while the roof cannot be torn off and wreck the structure.

Having thus described all that is necessary to a full understanding of my invention, what I claim as new and desire to protect by Letters Patent is:

The combination with a building, of the saddle plates B B, longitudinal plates C C, and the anchor bars F, the latter having upper threaded ends passing through roof and plates and receiving clamp nuts while the lower looped ends extend into the ground where they are staked as shown and described.

In testimony whereof I have affixed my signature in presence of two witnesses.

CASPER ZIMMERMAN.

Witnesses:

HENRY P. SENDEN,
ALBERT A. KRAFT.