

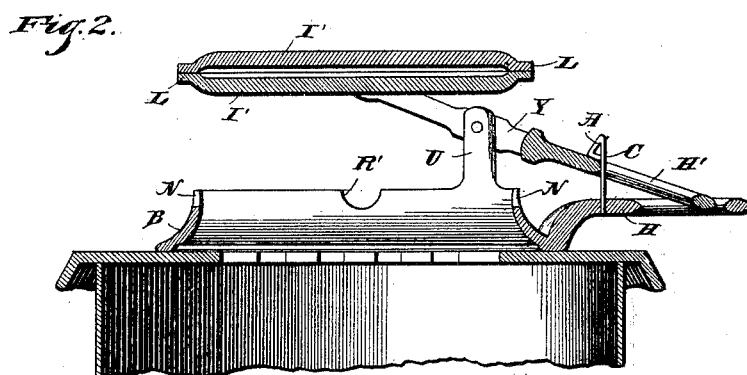

(No Model.)

2 Sheets—Sheet 1.

A. B. GEORGE.
WAFFLE IRON.

No. 491,681.

Patented Feb. 14, 1893.



Witnesses

B. S. Chapman
J. H. Diggers

Inventor

Alexander B. George,

By *his* Attorneys,

C. A. Snow & Co.

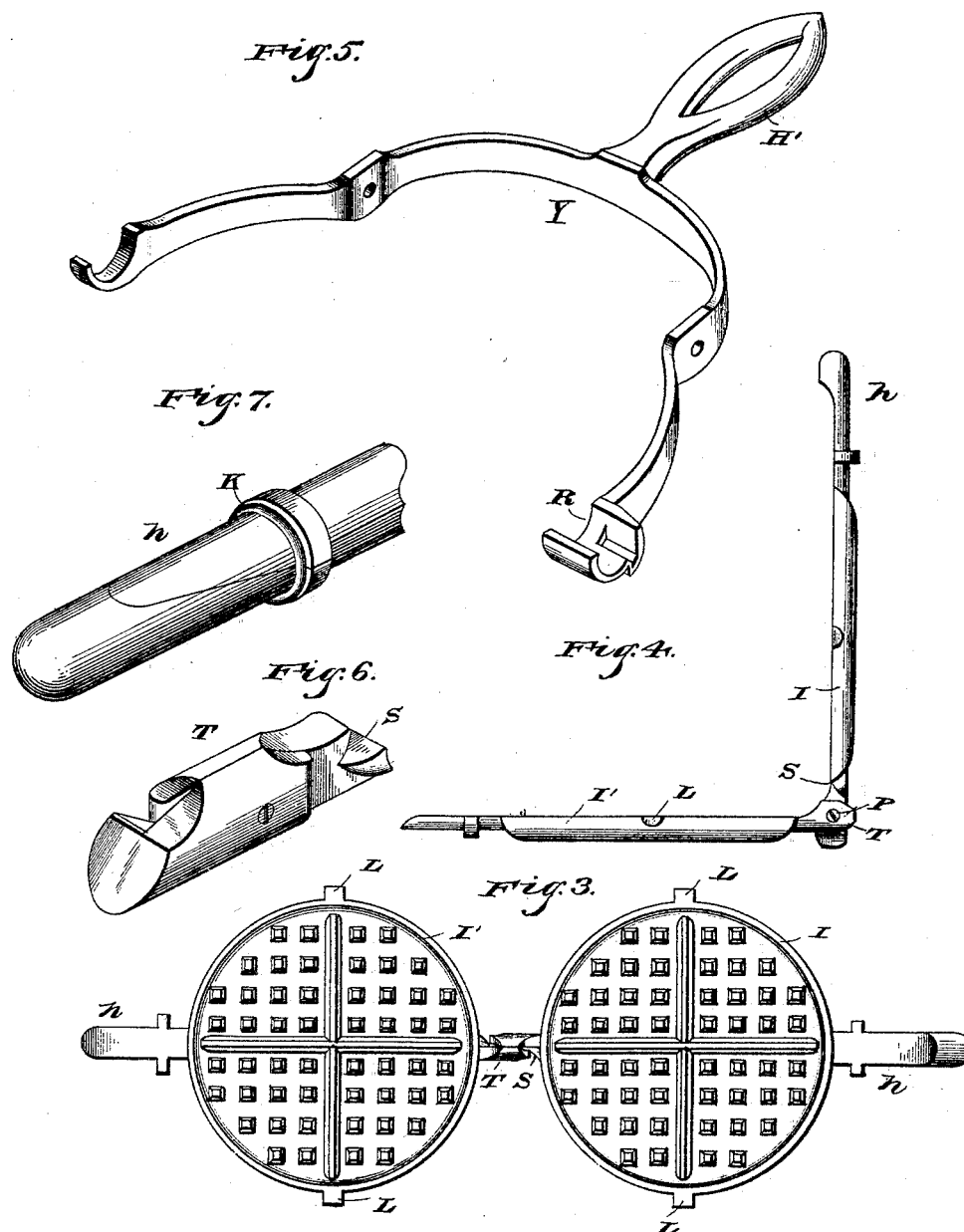
(No Model.)

2 Sheets—Sheet 2.

A. B. GEORGE.
WAFFLE IRON.

No. 491,681.

Patented Feb. 14, 1893.



Witnesses

B. S. Ober
J. H. Giggus

Inventor

Alexander B. George,

by his Attorneys,

C. A. Snow & Co.

UNITED STATES PATENT OFFICE.

ALEXANDER B. GEORGE, OF DALLAS, TEXAS.

WAFFLE-IRON.

SPECIFICATION forming part of Letters Patent No. 491,681, dated February 14, 1893.

Application filed June 14, 1892. Serial No. 436,717. (No model.)

To all whom it may concern:

Be it known that I, ALEXANDER B. GEORGE, a citizen of the United States, residing at Dallas, in the county of Dallas and State of Texas, have invented a new and useful Waffle-Iron, of which the following is a specification.

This invention relates to cooking utensils, and more especially to that class thereof known as waffle-irons and the object of the same is to produce such an iron which may be used with a gas or gasoline stove or on an ordinary stove and very near the top thereof, whereby the cooking can be quickly done.

To this end the invention consists in a base, a yoke pivoted thereto and swinging in a vertical plane, and the molding and cooking irons carried by the yoke—all substantially as hereinafter more fully described and claimed, and as illustrated on the two sheets of drawings, wherein—

Figure 1 is a general perspective view of a gas stove with my waffle-iron in place thereon. Fig. 2 is a central longitudinal section with the irons raised. Fig. 3 is a plan view with the irons open. Fig. 4 is an outer end elevation with the irons raised and open. Fig. 5 is a perspective detail of the yoke. Fig. 6 is a similar and enlarged detail of the hinge between the irons. Fig. 7 is a similar detail of the catch.

Referring to the said drawings, the letter B designates the base which may be of cast or sheet metal and is preferably flared downwardly as seen in section in order that it will gather the heat rising from the fire or flame and pass the same upwardly to the irons I I'. The base has at its front a handle H and at its front and rear half-bearings or notches N for lugs L of the irons. The said irons are of the common or of any preferred form, their lugs being divided as shown so that with either iron uppermost the said lugs will have a firm bearing in said notches. At the left side these irons are connected by a divided trunnion T whose two members are connected by a transverse pivot P, whose exterior is cylindrical, and whose halves are connected respectively with the opposite irons as shown, so that the irons may be opened around this pivot; and at the right side is a handle h

with a sliding lock K adapted to connect the two irons when slid inwardly on the handle.

U are uprights rising from the base at its front side, and in the upper ends of these uprights are pivoted the side-bars of a yoke Y having a handle H' at its center standing about over that on the base. The arms of this yoke follow the curvature of the base, and at their extremities they are provided with large notches or recesses R adapted to pass outside the base and register with recesses R' therein, and respectively to receive the trunnion T and the handle h near the irons.

Rising from the base-handle H is a spring catch C whose upper end is in the shape of a half arrow-head A, and when the handle H' is depressed, this arrow-head passes through and automatically engages the same by the force of the spring.

In use, the batter is poured into the irons and they are closed together on the uncooked waffle. The trunnion T and handle h are then placed in the recesses R when the lugs L will stand in the notches N, and the whole is set over an open griddle, or over the flame of a gas or gasoline stove, for which this invention is especially adapted. The lower iron having been heated, and it becoming desirable to bring the upper iron to the bottom, the handle H' of the yoke is borne downwardly until the head A of the catch C engages it and holds the yoke raised, and this motion brings the irons off the base as seen in Fig. 2 so that their lugs L are disengaged from the notches N, after which they can be turned over by the handle h, the recesses R serving as bearings. The catch is then disengaged and the irons again lowered into place to resume the cooking.

To open the irons and remove the cooked waffle, the sleeve or lock K is moved, and the upper iron I' thrown back as seen in Fig. 3 when the shoulder S on its half-trunnion strikes the end of the lower iron I and holds it open.

The device is of any suitable material, preferably cast iron, and considerable elaboration of and change in the details of construction may be made without departing from the spirit of my invention. By its use, the irons

are permitted to stand very near the flame or fire during cooking and may be raised above the same when it is desired to turn them over. Obviously, if the yoke were not used, either the base would have to be higher in order to permit the irons to turn over—in which case the cooking would be more slow—or the entire device would have to be lifted from position in order to turn the irons over. But with the yoke, this lifting can be done quickly and without touching the hands to the utensil and when it is desired to keep the waffles warm, the irons may be suspended above the fire or flame and will not cook in that position.

I claim as the salient features:

1. In a waffle iron the combination with a support having opposite bearings, of the irons proper, comprising a pair of hinged sections, lugs extending from each of said sections at points diametrically opposite the hinge, which lugs have their adjacent faces cut away to receive each other and are externally rounded to form a handle, and means for locking the lugs together, substantially as specified.

2. In a waffle-iron, the combination with the support having opposite bearings, of the irons proper, comprising a pair of iron-sections provided with corresponding lugs at one edge externally shaped to form a handle and having their inner faces cut away or recessed to receive each other, a ring mounted for sliding on the handle whereby the lugs are clamped together, a pair of lugs arranged face to face and extending from the sections diametrically opposite the handle-forming lugs, one of the said lugs being provided with a stop, and a pintle passed through the lug in advance of the stop, whereby the separation of the irons is limited, substantially as specified.

3. In a waffle-iron, the combination with the base having front and rear notches, side recesses, uprights on said base, and a yoke piv-

oted in said uprights and having recesses in its ends adapted to pass outside of and register with those in the base; of the irons proper, a hinge trunnion at one side and a handle at the other resting in said recesses, and lugs at front and rear engaging said notches, substantially as described.

4. In a waffle-iron, the combination with the base having side recesses, uprights on said base, and a yoke pivoted in said uprights and having recesses in its ends adapted to pass outside of and register with those in the base; of the irons proper, and a hinge trunnion at one side and a handle at the other resting in said recesses, substantially as described.

5. In a waffle-iron, the combination with the base having side recesses, uprights on said base, and a yoke pivoted in said uprights and having recesses in its ends adapted to pass outside of and register with those in the base; of a handle on the base, a spring catch rising therefrom having a beveled head, and a handle on the yoke adapted to be engaged by said head when depressed, the irons proper having trunnions resting in the recesses of the yoke and base, substantially as described.

6. In a waffle-iron, the combination with the base having front and rear notches, uprights on said base, and a yoke pivoted in said uprights and having recesses in its ends; of the irons proper, a hinge trunnion at one side and a handle at the other resting in said recesses, and lugs at front and rear engaging said notches, substantially as hereinbefore set forth.

In testimony that I claim the foregoing as my own I have hereto affixed my signature in presence of two witnesses.

ALEXANDER B. GEORGE.

Witnesses:

THOS. L. BOVEY,
A. R. BLOOM.