

(No Model.)

L. E. JACOBUS.
LATCH.

No. 491,706.

Patented Feb. 14, 1893.

Fig. 1.

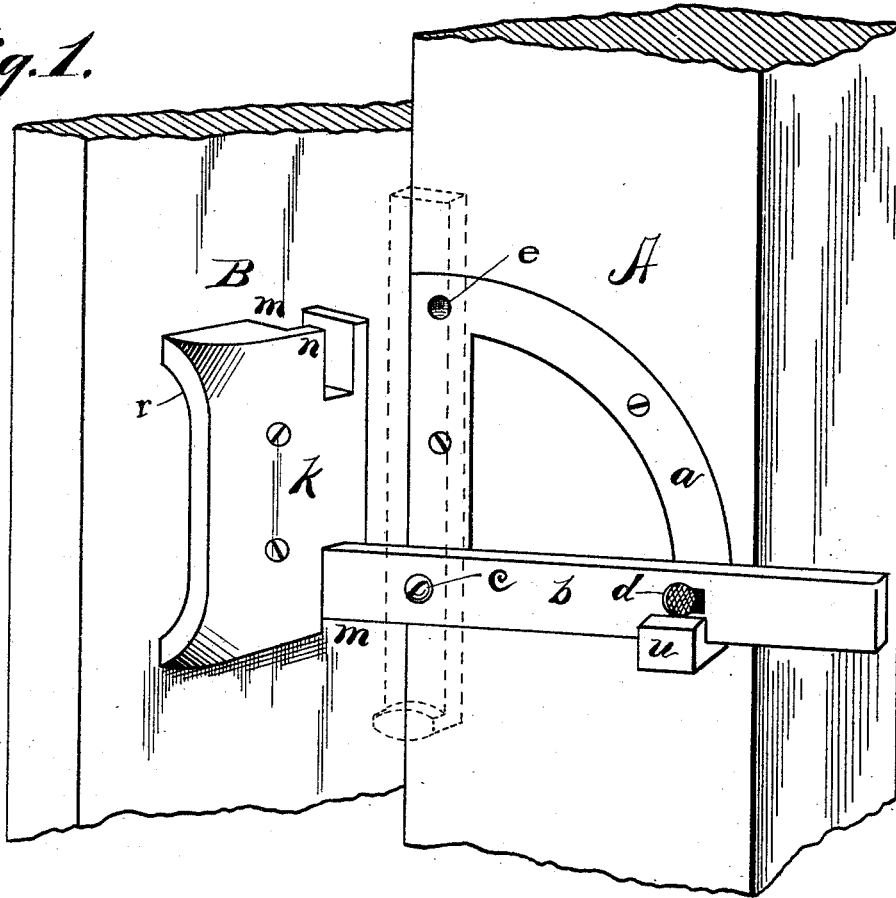
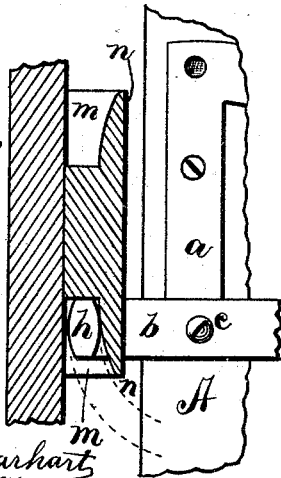


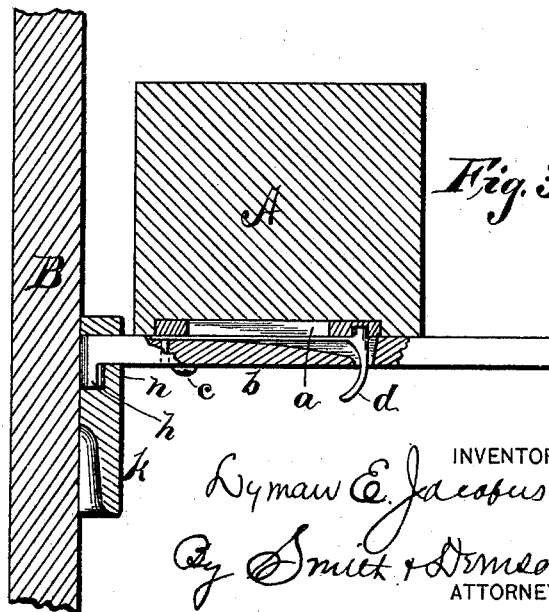
Fig. 2.



WITNESSES:

H. A. Carhart
C. B. Kline

Fig. 3.



INVENTOR

Lymon E. Jacobus
By Smith & Dimson
ATTORNEYS.

UNITED STATES PATENT OFFICE.

LYMAN E. JACOBUS, OF ROMULUS, NEW YORK.

LATCH.

SPECIFICATION forming part of Letters Patent No. 491,706, dated February 14, 1893.

Application filed July 15, 1892. Serial No. 440,141. (No model.)

To all whom it may concern:

Be it known that I, LYMAN E. JACOBUS, of Romulus, in the county of Seneca, in the State of New York, have invented new and useful
5 Improvements in Latches, of which the following, taken in connection with the accompanying drawings, is a full, clear, and exact description.

My invention relates to locks for securing
10 or locking the stile of a swinging or sliding door or gate to a post or casing.

My object is to produce a swinging lever lock adapted to the objects and uses aforesaid, consisting of a lever swinging upon a
15 pivot, and provided with a cam head adapted to engage with a cam-faced recess in a catch plate; the lever being upon the post or casing, and the catch plate upon the door.

My invention consists in the several novel
20 features of construction and operation hereinafter described and which are specifically set forth in the claims hereunto annexed.

It is constructed as follows, reference being had to the accompanying drawings in which—

25 Figure 1, is a plan perspective of a door locked to the post. Fig. 2, is a sectional elevation vertical to the catch plate. Fig. 3, is a like view horizontal to the catch plate.

A, is a door post, upon which a plate —a—
30 is secured, upon which a lever —b— is pivoted at —c— and provided at one end with a spring catch —d— adapted to engage with the concavities —e— in said plate, and at the other end with an ovoid or cam faced head
35 —h— on its outer side. The spring catch comprises a bolt, inserted through the lever, and with which a spring engages to project it inwardly; the outer end of said bolt having a head or other outer projection which can be
40 grasped to withdraw it from any concavity into which it is projected by said spring.

B, is a door, upon which the catch plate
—k— is secured, provided with top and bottom notches —m— each having an overhang-
45 ing and cam-faced lip —n—, adapted to receive said lever and its head, the latter in engagement with the lip aforesaid. Said catch plate is also provided with a concavity *r*, in

one edge which serves to receive the fingers of a person to draw the door shut and into
50 proper position to receive the lever and be locked. This plate having upper and lower notches —m, is adapted to be used either on the right or left side of the door. The plate —a, also has a lip —u— which receives the
55 lever, and holds it.

What I claim as my invention and desire to secure by "Letters Patent" is:—

1. A latch comprising a swinging lever having on one end a cam-faced head standing at
60 an angle to the body of the lever, and a spring catch in its other end, and a body carrying the pivot pin upon which said lever is mounted, and also having an angularly projecting arm adapted to receive said lever, in combination with a catch plate mortised vertically
65 to receive said lever and its cam-head, and having a lip overhanging said mortise behind which said head passes and with which it engages. 70

2. A latch comprising a swinging lever having a cam-faced head on one end standing outwardly at an angle to the body of said lever, and a spring catch in its other end, and a body carrying the pivot pin upon which
75 said lever is mounted, and with which body said catch detachably engages, in combination with a catch plate mortised vertically and angularly in its upper and lower edges to create the overhanging lip with which said
80 head engages in its passage behind it, the body of said lever also entering said mortise.

3. A lock comprising a swinging lever, provided with a laterally projecting cam head on one end, and a spring catch in the other end,
85 and a catch plate having a cam-faced lip on one side with which said head engages while said lever enters the notch, and having a hand grip concavity in one edge.

In witness whereof I have hereunto set my
hand this 6th day of July, 1892.

LYMAN E. JACOBUS.

In presence of—

HERBERT A. CARHART,
HOWARD P. DENISON.