

(No Model.)

H. E. LE VALLEY.
ARM REST AND SUPPORT FOR GUITARS.

No. 491,755.

Patented Feb. 14, 1893.




Fig. 1.

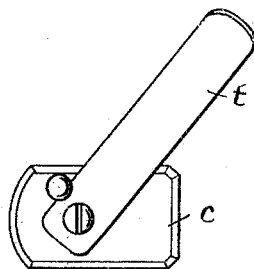


Fig. 2.




Fig. 3.



Fig. 4.

WITNESSES:

E. B. Reed.
W. C. Eddy.

INVENTOR

Henry E. Le Valley
BY
Benj. Arnold
ATTORNEY

UNITED STATES PATENT OFFICE.

HENRY E. LE VALLEY, OF PROVIDENCE, RHODE ISLAND.

ARM-REST AND SUPPORT FOR GUITARS.

SPECIFICATION forming part of Letters Patent No. 491,755, dated February 14, 1893.

Application filed September 14, 1892. Serial No. 445,856. (No model.)

To all whom it may concern:

Be it known that I, HENRY E. LE VALLEY, of Providence, in the county of Providence and State of Rhode Island, have invented certain new and useful Improvements in Arm-Rests and Supports for Guitars; and I do hereby declare that the following is a full, clear, and exact description thereof, reference being had to the accompanying drawings, and to the letters of reference marked thereon, which form a part of this specification.

This invention relates to improvements in rests for the right arm in playing on guitars and other like instruments, and in a degree as a support for the instrument, and is designed to dispense with the support of the left hand, leaving that member free to perform the fingering, &c. without being hampered by any portion of the weight of the instrument. It is fully illustrated in the accompanying drawings.

Figure 1 is an elevation of the supporting device separate from the instrument, full size. Fig. 2 shows a top or end view of the same. Fig. 3 represents the supporting device attached to a guitar ready for use, on a reduced scale. Fig. 4 illustrates the mode of using the instrument with the support attached.

It is found to be a great objection in using a guitar or like instrument, in holding it in the usual way, that the left hand in holding the neck of the instrument to support that part is not free to use the fingers on the strings to the best advantage, and in long continued practice the learner is inclined to rest the left elbow on the left leg for relief, which produces an awkward, ungraceful position. It also dispenses with the custom of raising the left leg and supporting that foot on an ottoman, so that the left leg shall support the upper part of the body of the instrument.

The supporting device consists of a small rod or bar *a*, Fig. 1, having a plate *c*, firmly attached to one end at a right angle to the bar, and a similar plate *e*, with the hole in it made

large enough to slide freely on the bar. A screw-thread *f*, is made on the free end of the bar *a*, for a short distance up from the end, and a thumb nut *d*, is fitted to screw on to it. This thumb nut *d*, has a broad flange *s*, made on it to give a good support to the plate, *e*, and hold it up square to the bar *a*, or a short tube *g*, may be made fast in the hole in the plate *e*, by one end and fitted to slide over the bar *a*, for that purpose.

The devices so far described form a clamp calculated to hold fast on the body of the guitar when it is placed between the plates *c* and *e*, and the thumb nut *d*, is screwed up tight on the plate *e*, Fig. 3. A curved arm *t*, is securely fastened on the outside of the plate *c*, and stands outward to receive the right arm just at or a little above the wrist when the guitar is in position for use, as in Fig. 4. It will be readily seen that as the round, lower side of the guitar rests on the leg the weight of the right arm on the curved arm *t*, at the lower end of the instrument will balance the neck portion of the guitar and keep it in proper position without any assistance from the left hand; at the same time the right arm will be supported, and less liable to be fatigued. The plates *e* and *c*, are lined on their inner sides with plush *r*, or other soft material, to prevent injury to the instrument.

Having thus described my improvements, what I claim as my invention and desire to secure by Letters Patent is;

The combination of a bar having a plate made fast to one end at right angles thereto, and another plate arranged to slide freely on the bar in a parallel position to the stationary plate, a thumb-nut fitted to screw on a screw-thread made on said bar and a curved arm made fast on the stationary plate, substantially as specified.

HENRY E. LE VALLEY.

Witnesses:

BENJ. ARNOLD,
JAMES ARNOLD.