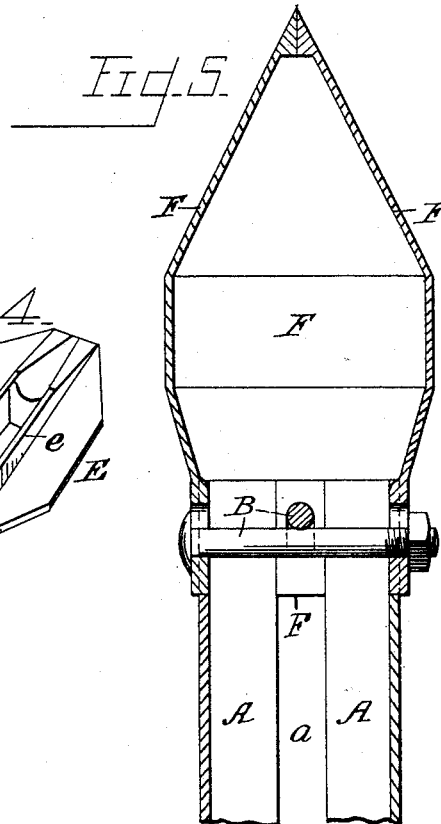
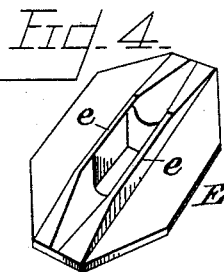
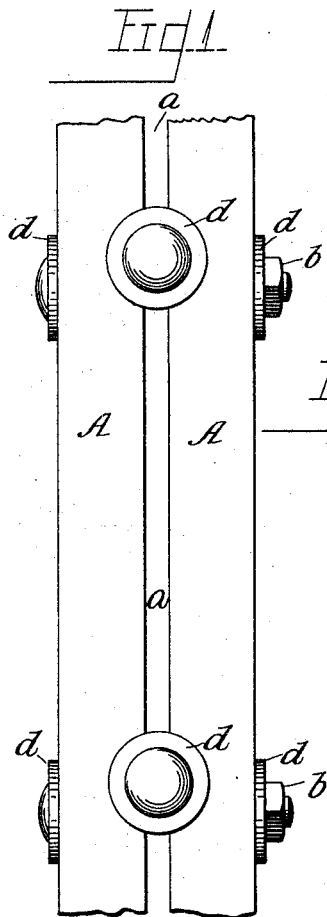
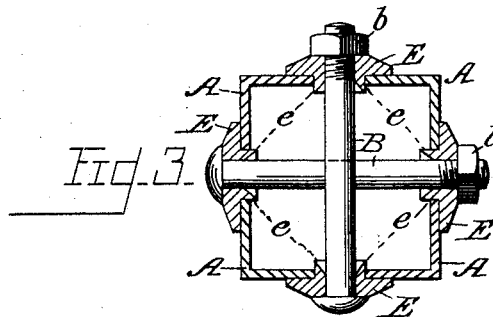
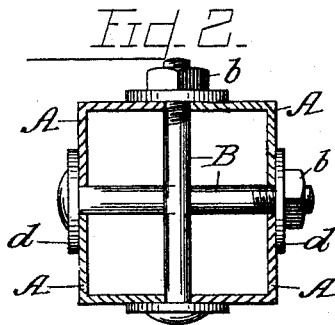


(No Model.)

W. C. GHOLSON.
METALLIC COLUMN.

No. 492,518.

Patented Feb. 28, 1893.



Witnesses:
W. C. Jirdinston
E. H. Foster

Inventor:
William C. Gholson
per O. M. Hill
Attorney.

UNITED STATES PATENT OFFICE.

WILLIAM C. GHOLSON, OF CINCINNATI, OHIO.

METALLIC COLUMN.

SPECIFICATION forming part of Letters Patent No. 492,518, dated February 28, 1893.

Application filed May 6, 1892. Serial No. 431,978. (No model.)

To all whom it may concern:

Be it known that I, WILLIAM C. GHOLSON, a citizen of the United States, residing at Cincinnati, in the county of Hamilton and State of Ohio, have invented certain new and useful Improvements in Metallic Columns, of which the following is a specification, reference being had to the accompanying drawings.

The object of my invention, and the advantages arising therefrom will be apparent from the detailed description hereinafter contained.

In the accompanying drawings:—Figure 1, is a side elevation of a metallic column constructed according to and embodying my invention. Fig. 2, is a transverse section taken through the column shown in Fig. 1. Fig. 3 is a view similar to Fig. 2, excepting that bracket washers are used in the former to adjust the space between the angle-irons. Fig. 4, is a perspective view, on an enlarged scale, of the washer shown in Fig. 3. Fig. 5, is a central longitudinal section through the top portion of my improved column, the latter being provided with a metallic cap secured thereto.

My improved metallic column consists, preferably, of four strips of angle-iron A connected together by means of stay-bolts B, as shown, to form a square or rectangular column in cross-section. The strips of angle-iron are placed in position, a portion of their edges resting against the stay-bolts, as more clearly shown in Fig. 1,—the diameter of said bolts regulating the size of spaces *a* between adjacent faces of said angle-irons. After having placed the angle-irons to position in the manner aforesaid, the nuts *b* are then screwed onto one end of the stay-bolts. The stay-bolts are preferably provided with suitable washers *d*, the latter resting against the outer face of the angle-irons, as shown in Figs. 1 and 2: but, said washers might be dispensed with, in which event the head of each bolt and its nut will bear and impinge against the outer face of said angle-irons, at each side of the spaces *a*. The nuts *b* are preferably tightened simultaneously, in order that the angle-irons may be brought securely and evenly together.

When desired that the spaces *a*, between adjacent strips of angle-iron, be of a width

greater than the diameter of the stay-bolts, I have provided a washer E with inwardly projecting ribs *e*, said ribs being located, as shown, at each side of the bolt-opening. These ribs may be cast any desired distance apart to accommodate the spaces *a* required. When placed in position, the edge portion of each angle-iron rests against the outer face of each rib *e*,—the bolts passing through the opening in each washer between its ribs, as shown in Fig. 3.

By the use of washers such as shown in Fig. 3, a column may be increased in size without additional material and without increasing the size or weight of the angle-irons.

My improved metallic column may be used for a variety of purposes, and I do not limit my invention to any particular purpose or use.

In Fig. 5, I have illustrated my improved metallic column as being applicable for use as a fence-post; and, when so used, it is desirable that the same have a suitable cap or cover. This cap or cover, as preferably constructed, consists of four plates F, the top portions of which decrease in size and are adapted to meet at a common center. These plates are secured to the outside faces of the column by means of stay-bolts B, similar to those already described,—said bolts also serving to connect and combine the angle-irons A.

The advantages of my invention are many and apparent. The angle-irons are readily formed, after which the column may be constructed without boring or drilling. The angle-irons may be shipped in a crated or compact form; and, after having arrived at their destination, said angle-irons may then be placed and secured together in the manner aforesaid to form columns. Said columns are readily and quickly formed,—the services of a skilled mechanic not being required. The ribbed washers E are also of very great advantage. The ribs *e* may be formed thereon varying distances apart; and, in this manner varying dimensions of columns may be formed from one uniform size of angle-iron.

What I claim as new, and desire to secure by Letters Patent, is—

1. As a new article of manufacture, a rectangular metallic column consisting of four strips of angle-iron connected together by means of stay-bolts passed transversely

through the spaces intervening between adjacent edges of said angle-irons, substantially as set forth.

2. A metallic column consisting of strips of angle-iron secured together in a compact form by means of stay bolts, nuts and spacing washers, a portion of said washers engaging between adjacent edges of said angle-irons, the bolts passing through said washers, substantially as set forth.

3. In combination with the angle-irons A and stay-bolts B, the washer E, the latter having the internal spacing-ribs *e* against which

the edges of said angle-irons impinge, substantially as set forth.

4. A metallic column consisting of strips of angle-iron connected together by stay-bolts as set forth, the top of said column being provided with cap-plates, said plates being connected thereto by the same stay-bolts which retain the top portion of the angle-irons in place, as set forth.

WILLIAM C. GHOLSON.

Witnesses:

W. B. BRICE,

O. M. HILL.