

(No Model.)

2 Sheets—Sheet 1.

W. H. LAMSON.  
TOY.

No. 492,963.

Patented Mar. 7, 1893.

Fig. 1.

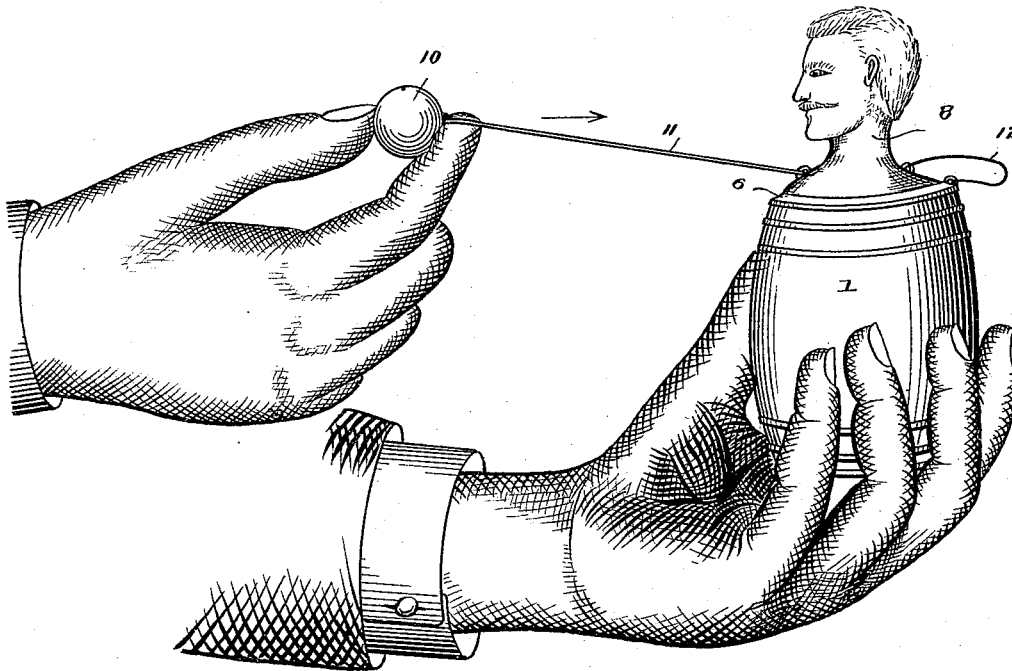
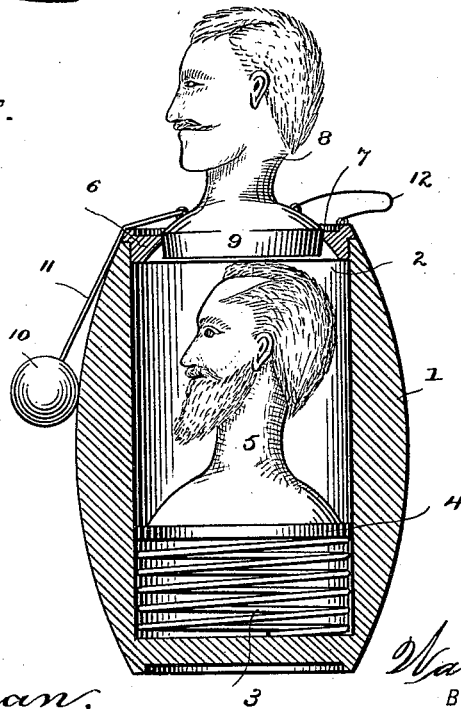


Fig. 2.



WITNESSES:

*C. M. Newman,*  
*Pearl W. Reynolds.*

INVENTOR:

*Warren H. Lamson.*

BY

*A. M. Wooster*

ATTORNEY.

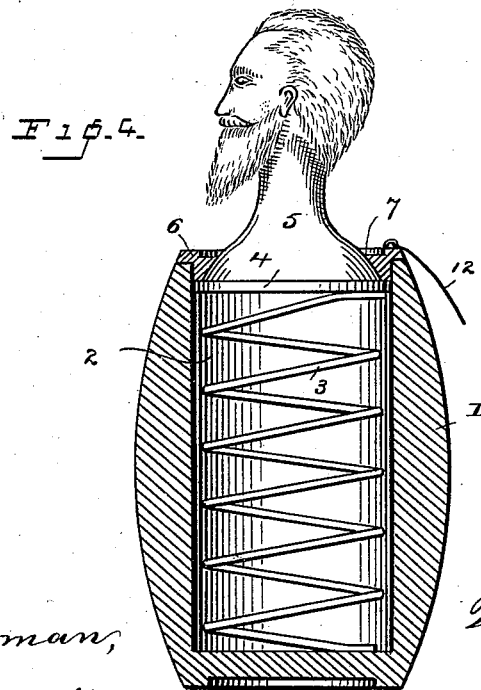
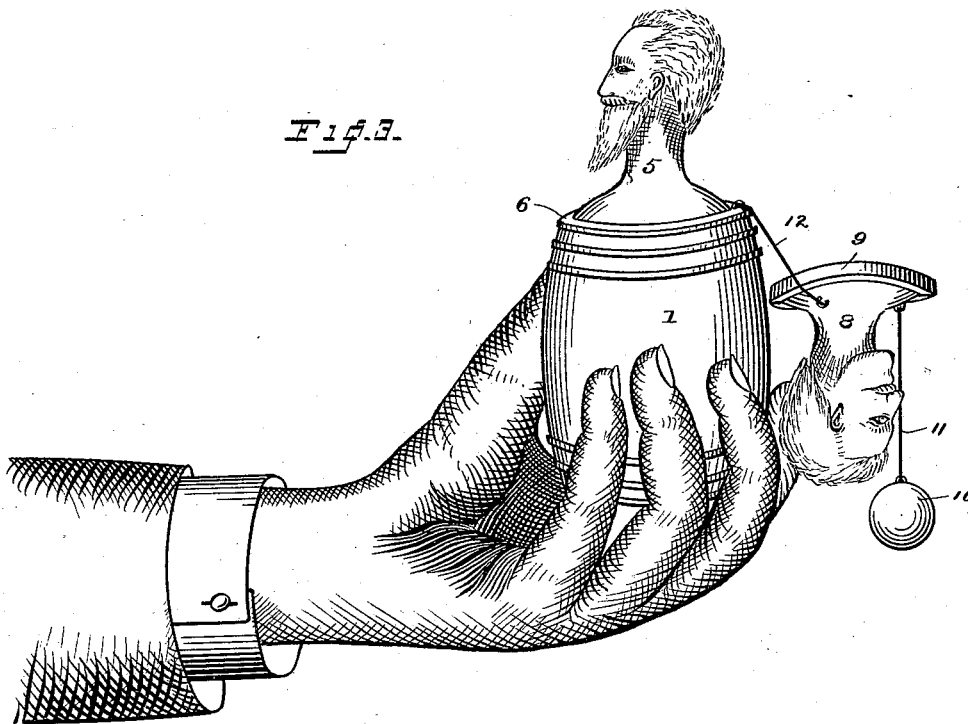
(No Model.)

2 Sheets—Sheet 2.

W. H. LAMSON.  
TOY.

No. 492,963.

Patented Mar. 7, 1893.



WITNESSES:

*E. M. Newman,*  
*Pearl M. Reynolds.*

INVENTOR:

*Warren H. Lamson*

BY

*A. M. Wooster*

ATTORNEY.

# UNITED STATES PATENT OFFICE.

WARREN H. LAMSON, OF BRIDGEPORT, CONNECTICUT.

## TOY.

SPECIFICATION forming part of Letters Patent No. 492,963, dated March 7, 1893.

Application filed July 16, 1892. Serial No. 440,246. (No model.)

### *To all whom it may concern:*

Be it known that I, WARREN H. LAMSON, a citizen of the United States, residing at Bridgeport, in the county of Fairfield and State of Connecticut, have invented certain new and useful Improvements in Toys; and I do hereby declare the following to be a full, clear, and exact description of the invention, such as will enable others skilled in the art to which it appertains to make and use the same.

My invention has for its object to produce a toy, the essential features of which are a suitable case or box, an effigy in the form of a head which may be a representation of a noted person as for example a political candidate, which effigy when struck by a ball is displaced and another effigy appears in its place. With this end in view I have devised the novel toy which I will now describe referring by numbers to the accompanying drawings forming part of this specification in which:

Figure 1 is an elevation illustrating the operation of my novel toy. Fig. 2 a section corresponding therewith. Fig. 3 an elevation illustrating the toy after the ball has been propelled, and Fig. 4 a section corresponding therewith.

1 denotes a suitable case which in the present instance I have made in the form of a barrel and which is provided with an internal recess 2. Within the recess I place a spring 3, the normal action of which is to hold in the raised position a plate 4 carrying an effigy 5. The top of the recess is closed by a plate 6 which is secured in place in any suitable manner and is provided with a central opening 7 through which the effigy passes when raised by the spring, the said plate 6 serving as a stop to prevent plate 4 from being expelled from the case as clearly shown in Fig. 4.

8 denotes another effigy carried by a plate 9 the edge of which is tapered downward and inward like a cork to adapt it to fit in opening 7 with sufficient friction to remain there

and hold effigy 5 within the case against the power of the spring.

10 is a ball attached to an elastic cord 11. This cord may be attached either to the case, plate 6 or to effigy 8. In the present instance I have shown it attached to effigy 8 and said effigy attached by a cord 12 to plate 6. If preferred the elastic cord may be attached to any other portion of the toy and effigy 8 be left wholly disconnected.

The operation is as follows: Effigy 5 is pressed down into the case against the power of the spring and retained there by inserting plate 9, in opening 7, leaving effigy 8 exposed to view above the case. The operator then draws the ball back stretching the elastic cord and lets it go, the elasticity of the cord propels the ball against effigy 8 which it displaces allowing the spring to raise effigy 5 into view. Suppose for instance that effigy 8 represents a candidate for office and effigy 5 a rival candidate, the action of the ball is to displace the candidate in view *i. e.* "knock him out" when the spring instantly places the other candidate in view.

Having thus described my invention, I claim—

A toy consisting of a case having within it an effigy 5 adapted to be raised by a spring and a plate 6 fixed to the top of the case and having a central opening through which effigy 5 may be projected by the spring, said plate serving as a stop to prevent effigy 5 from being detached from the case, and an effigy 8 having a plate adapted to fit the opening in plate 6 and hold effigy 5 within the case, and a ball carried by an elastic cord by which effigy 8 may be displaced so that effigy 5 may be raised above the case.

In testimony whereof I affix my signature in presence of two witnesses.

WARREN H. LAMSON.

Witnesses:

A. M. WOOSTER,  
CHARLES F. MOSMAN.