

A. C. DEMPSEY.
SPRING HOLDER FOR DRUGGISTS' LABELS.
No. 493,154. Patented Mar. 7, 1893.

Fig. 1.




Fig. 2.

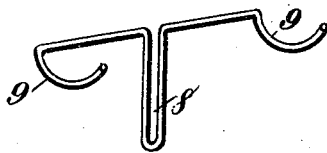
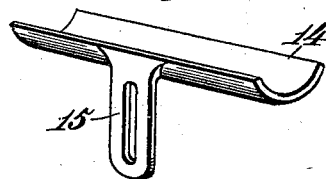


Fig. 3.



Witnesses.
Robert Smith.
William Gaskin

Inventor.
Arthur C. Dempsey.
By James L. Norris.
Atty.

A. C. DEMPSEY.

SPRING HOLDER FOR DRUGGISTS' LABELS.

No. 493,154.

Patented Mar. 7, 1893.

Fig. 4.

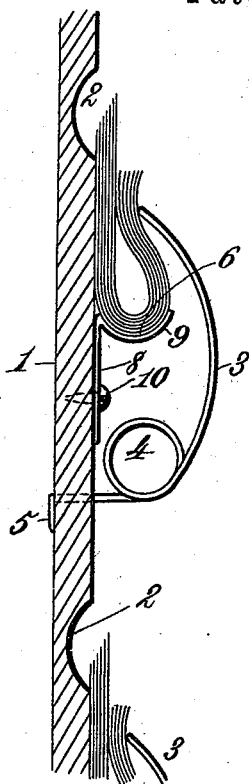


Fig. 6.

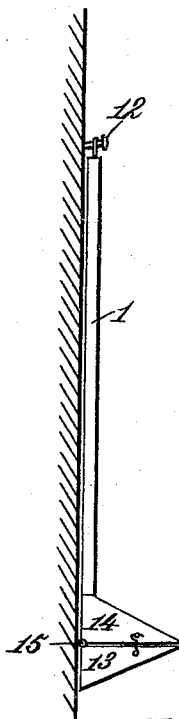
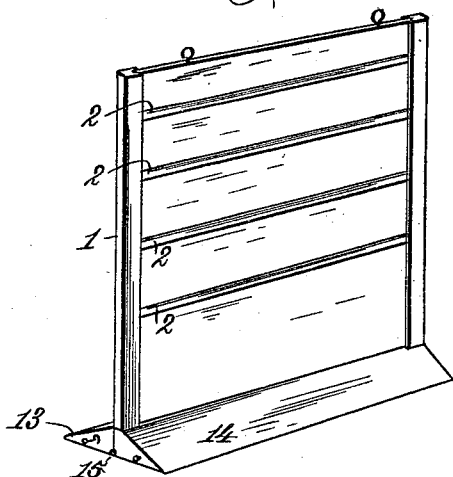


Fig. 5.



Witnesses,
Robert Everett,
William Gaston

Inventor,
Arthur C. Dempsey,
By
Amos L. Norris,
Atty.

UNITED STATES PATENT OFFICE.

ARTHUR C. DEMPSEY, OF ROCHESTER, NEW YORK.

SPRING-HOLDER FOR DRUGGISTS' LABELS.

SPECIFICATION forming part of Letters Patent No. 493,154, dated March 7, 1893.

Application filed June 4, 1892. Serial No. 435,522. (No model.)

To all whom it may concern:

Be it known that I, ARTHUR C. DEMPSEY, a citizen of the United States, residing at Rochester, in the county of Monroe and State of New York, have invented new and useful Improvements in Spring-Holders for Druggists' Labels, &c., of which the following is a specification.

This invention has for its object to provide novel, simple, efficient and economical means for holding packages of paper such as druggist's labels and the like, whereby a single sheet or label can be conveniently removed without disturbing or disarranging the remainder of the package, and the latter is retained in such folded condition that the edges of the sheets are presented in the position most suitable for their successive removal. Where the package of superimposed sheets is folded to form a bight and thus present the upper and lower edges of the sheets or labels above the clamping device of the holder, it is desirable to support the folded part of the package so as to prevent the package as a whole, or the lowermost sheets or labels, from falling, descending, tilting or tipping in the holder, and this object I accomplish in the manner and by the combination or arrangement of devices hereinafter described and claimed, reference being made to the accompanying drawings in which—

Figure 1, is a broken perspective view illustrating my invention. Fig. 2, is a detail perspective view of the adjustable bracket for sustaining the package of paper or labels. Fig. 3, is a detail perspective view showing a modified construction of adjustable bracket. Fig. 4, is a vertical sectional view of the supporting base plate, showing the spring pressed yoke frame and adjustable bracket in position. Fig. 5, is a detail perspective view showing a modified construction of supporting base plate, and Fig. 6, is a detail view showing the modified form of base plate suspended from a nail or similar device.

In order to enable those skilled in the art to make and use my invention I will now describe the same in detail, referring to the drawings wherein

The numeral 1 indicates a supporting base

plate or frame of any desired form and construction which is provided with a horizontal groove or finger recess 2. The holder for retaining the package of paper or labels is composed of a yoke shaped frame 3, having its end portions formed into spring coils 4 and engaged with the supporting base plate by passing the ends of the yoke frame through the base plate and then turning such ends laterally as at 5. The package of paper or labels to be held is bent at one end upon itself to form a fold 6 and the elastic yoke frame is arched from the coils 4 to the cross or connecting piece 7, for the purpose of accommodating the folded package and pressing the same against the supporting base plate in such manner that the opposite end portions of the sheets of paper or labels are exposed above the cross piece 7 and are thus presented in such position that the sheets can be successively removed.

The yoke frame is preferably composed of a single piece of wire properly bent into the form shown, and its connecting cross piece 7 presses against the lower end portion of the package after the latter has been folded. By firmly holding one end of the package while it is being folded, the innermost sheets or labels will present themselves more prominently at the opposite end of the package so that it is possible to instantly separate and remove the front label which can be withdrawn without disturbing or disarranging the remainder of the package.

The package of paper or labels is so held by the spring pressed yoke frame that the uppermost ends of the sheets are directly opposite the horizontal groove or finger recess 2, so that the finger can pass into this groove or finger recess to facilitate seizing or grasping the upper edges of the labels or sheets in succession.

The package of superimposed sheets being folded in the manner described, it is desirable to sustain or support the folded part in order to retain the package from falling, descending or tilting. For this purpose I provide the supporting base plate with a vertically adjustable bracket which comprises a slotted shank 8 and semi-circular supports 9 which receive and fit the fold 6 of the package of paper or labels. The bracket is attached to

the supporting base plate through the medium of a set screw 10, which passes through the slotted part of the shank 8 in such manner that the bracket can be raised or lowered to meet the conditions required. The adjust-ability of the bracket is important in that packages of paper or labels of different sizes can be properly supported and held by the improved holder.

In practice the labels or sheets of paper are arranged in packages according to the conditions required and the supporting base plate may be provided with characters or signs indicating the names of the labels or the purpose for which they are intended. The supporting base plate may be provided with a large number of the improved holders and they may be arranged in more than one row in which event a longitudinal groove or finger recess 2 will be provided for each row as indicated in Fig. 1.

The improved devices fulfill all the conditions required to hold or retain packages of paper or labels, circulars &c. in such position that they can be successively removed with the least possible effort.

The construction of the parts is such that the upper edge of the front sheet or label is higher than the upper edges of the succeeding sheets or labels so that all can be conveniently removed one at a time.

The spring pressed yoke frame prevents the sheets or labels from curling up and the construction of the several parts is such that a very desirable, simple, efficient and economical holder is provided for retaining packages of paper such as druggists' labels and the like.

The supporting base plate may be constructed in any manner suitable for the conditions required, and it may be suspended on a wall or be otherwise supported in a position convenient for use.

In the modification Figs. 5 and 6, the supporting base plate is adapted to either stand upright on a table or counter or to be suspended from a nail 12, or similar device. To accomplish this the foot piece of the base plate is composed of two sections 13 and 14, the latter being rigidly fixed to the lower end of the base plate and the section 13 being hinged to the section 14 as at 15, so that such section 13 can be folded as in Fig. 6, and thus render the supporting base plate susceptible of being suspended from the nail 12.

In Figs. 5 and 6, the supporting base plate is provided with a series of parallel grooves

or finger recesses 2, substantially as described with reference to Fig. 1.

The adjustable bracket for sustaining the folded portion of the package of paper or labels may be composed of a single strip of wire properly bent or shaped as in Fig. 2, or it can be composed of a plate of sheet metal bent into semi-circular form as at 14, and provided with a slotted flattened shank 15 as illustrated in Fig. 3.

Having thus described my invention, what I claim is—

1. The combination of a supporting base plate having a horizontal groove or finger recess, with a spring pressed yoke frame secured to the base plate and arched toward its free extremity for accommodating and retaining a folded package of paper or labels so that their upper edges are opposite the groove or finger recess in the supporting base plate, substantially as described.

2. The combination with a supporting base plate, of a spring pressed yoke frame secured to the base plate and having its free extremity adapted to retain a folded package of paper or labels, and a vertically adjustable bracket for sustaining the folded package of paper or labels, substantially as described.

3. The combination with a supporting base plate, of a spring pressed yoke frame secured to the base plate and arched toward its free extremity for accommodating and retaining a folded package of paper or labels, and a vertically adjustable bracket having a semi-circular support on which the folded part of the package rests, substantially as described.

4. The combination of a supporting base plate having a horizontal groove or finger recess, a spring pressed yoke frame secured to the base plate and having its free extremity adapted to retain a folded package of paper or labels so that their upper edges are opposite the groove or finger recess in the supporting base plate, and a vertically adjustable bracket mounted on the base plate and having a semi-circular support on which the folded portion of the package rests, substantially as described.

In testimony whereof I have hereunto set my hand and affixed my seal in presence of two subscribing witnesses.

ARTHUR C. DEMPSEY. [L. S.]

Witnesses:

WM. H. FARRAND,
WM. C. LOWREY.