

(No Model.)

J. O. ADSIT.
PRESCRIPTION GLASS.

No. 493,851.

Patented Mar. 21, 1893.

Fig. 1.

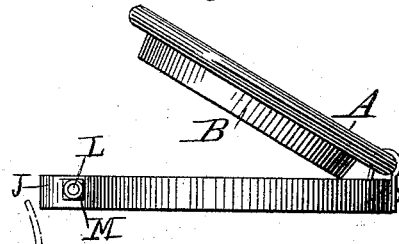


Fig. 2.

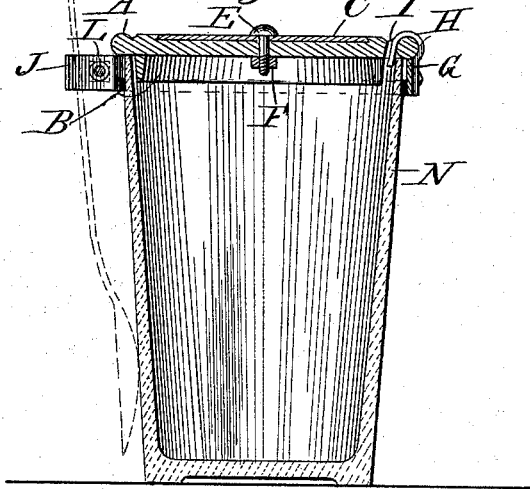


Fig. 3.

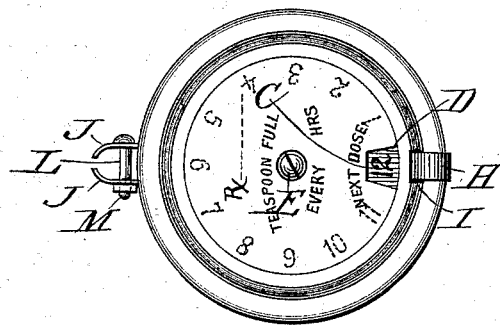
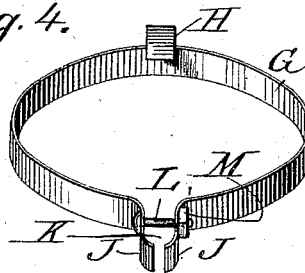


Fig. 4.



Attest:

H. H. Schott
Alfred T. Stage.

Inventor

John Q. Adair
by H. H. Schott
Attorney.

UNITED STATES PATENT OFFICE.

JOHN OLMSTED ADSIT, OF HORNELLSVILLE, NEW YORK.

PRESCRIPTION-GLASS.

SPECIFICATION forming part of Letters Patent No. 493,851, dated March 21, 1893.

Application filed May 14, 1892. Serial No. 433,020. (No model.)

To all whom it may concern:

Be it known that I, JOHN OLMSTED ADSIT, a citizen of the United States, residing at Hornellsville, in the county of Steuben and State of New York, have invented certain new and useful Improvements in Prescription-Glasses; and I do declare the following to be a full, clear, and exact description of the invention, such as will enable others skilled in the art to which it appertains to make and use the same, reference being had to the accompanying drawings, and to the letters of reference marked thereon, which form a part of this specification.

My invention relates to prescription or medicine glasses, and has for its object to provide simple and efficient means for indicating when the next dose is to be taken; also to provide means for supporting the medicine spoon from the glass; also to provide for indicating the frequency with which the medicine is to be taken, as well as the dose; and generally to simplify the means whereby the mentioned objects are attained.

To the accomplishment of the foregoing and such other objects as may hereinafter appear, the invention consists in the construction and in the combination of parts hereinafter particularly described and then sought to be specifically defined by the claims, reference being had to the accompanying drawings forming a part hereof, and in which—

Figure 1 is a side elevation of the device with the cap or lid partially raised. Fig. 2 is a vertical section through a glass having the device applied thereto, the device also being in section, and a spoon being indicated in dotted lines. Fig. 3 is a plan view of the device, and Fig. 4 is a perspective of the band and hinge for securing the device to the glass.

In the drawings the letter A designates a lid or cap for a glass made of any suitable material but preferably of some hard wood and usually formed with a depending flange B designed to fit inside the glass. On top of this lid or cap there is printed, painted or otherwise marked a dial indicating the hours of the day from 1 to 12 as represented in Fig. 3 of the drawings. It is preferred to form a depression or recess where the dial is located so as to receive a rotatable disk C formed with a notch or opening D for expos-

ing to view the hour indicating numerals of the dial as the disk is rotated over the same as indicated in Fig. 3 of the drawings. This rotatable disk may be secured to the lid or cap by any suitable means, there being illustrated a small pin E and nut F as one means suitable for the purpose. Any other means however may be employed that will permit the disk to be rotated over the dial. It is preferred to form this disk of some material that will permit it to be written upon by a pencil so that as occasion or necessity may require the pencil marks can be erased. It is therefore preferred to use for the disk any of the well known forms of erasable papers or card boards in use for making erasable tablets. Upon this disk are imprinted the words "Every — hrs." with a blank space between for the insertion of a numeral to indicate the frequency with which the medicine is to be taken. There are also imprinted upon it adjacent to the notch or opening through which the hours of the dial may be inspected the words "Next dose" so as to direct the eye to the hour when the next dose is to be taken. It has also imprinted upon it the word "Teaspoonful" with a blank next to the word "Teaspoonful" for the insertion of the numeral to indicate the dose to be taken. It is also preferred to leave a blank for the insertion of the name of the physician prescribing the medicine as indicated at R.

By forming the lid with the accessories just described the nurse or attendant or patient will always have full instructions indicated upon the glass containing the medicine so that no mistake can be made as nothing will be left to the memory; and by using the rotatable disk instead of index figures there is less liability of an accidental movement of the index, and the dial itself is at the same time protected from injury or defacement. This cap or lid may be used without any means of attachment to the glass, but it is preferred to provide simple and efficient means for holding it to the glass while in use. With that in view there is employed a band G of metal or other suitable material provided with a hook H which will enter an aperture I formed in the lid so as to hinge the lid to the band and yet permit the lid to be easily detached from

the band when desired. This band is provided at one portion with the laterally extending ears J whose ends are bent or curved slightly inwardly toward each other so as to leave a narrow space K between them. These ears formed as described serve to receive a threaded pin L provided with a nut M for the purpose of binding the band around the mouth of a glass N as indicated in Fig. 2. The ears also serve as a support for a spoon with which to administer the medicine, the spoon being indicated by dotted lines in Fig. 2 of the drawings. The spoon is inserted and withdrawn from the holder thus formed by passing it edgewise through the space K between the ends of the ears and then turning it into the position indicated by dotted lines in Fig. 2 so that the enlarged portion of the spoon handle will rest upon and be supported by the ears.

The construction described affords a simple, cheap and efficient device for covering the medicine to exclude foreign matter therefrom, and for indicating with certainty the dose to be taken, the frequency with which it is to be taken, and the hour or time when the next dose is to be taken. It also can be readily adjusted to a glass and quickly removed when desired for any purpose.

Having described my invention and set forth its merits, what I claim is—

1. A medicine glass cover and dose indicator, comprising the lid or cap provided with a dial and recessed to form a raised bead, and a rotatable disk for covering the dial formed

with an opening located to expose the hours of the dial as the disk is rotated over the dial and fitting in said recess inside of said bead, which forms a protecting shield to the edge of the disk, substantially as and for the purposes described.

2. A combined medicine glass cover and dose indicator, and spoon holder, comprising the lid or cap provided with a dial, a rotatable disk having an erasable surface inscribed with indicia for the dose and frequency with which it is to be taken and formed with an aperture located so as to expose to view the hours of the dial as the disk is rotated over the same for the purpose of indicating when the next dose is to be taken, and a band to encircle the medicine glass, said band having the lid or cap hinged thereto and formed with a spoon support, substantially as and for the purposes described.

3. In a medicine glass cover and dose indicator, the combination with the lid or cap, of a band having the lid, or cap hinged thereto and formed with laterally extending ears having their ends separated for the insertion of a spoon and constituting a support for the spoon, substantially as and for the purposes described.

In testimony whereof I affix my signature in presence of two witnesses.

JOHN OLMSTED ADSIT.

Witnesses:

FRANK BARTZ,
D. J. DUNCAN.