


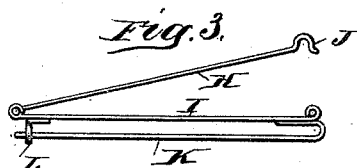

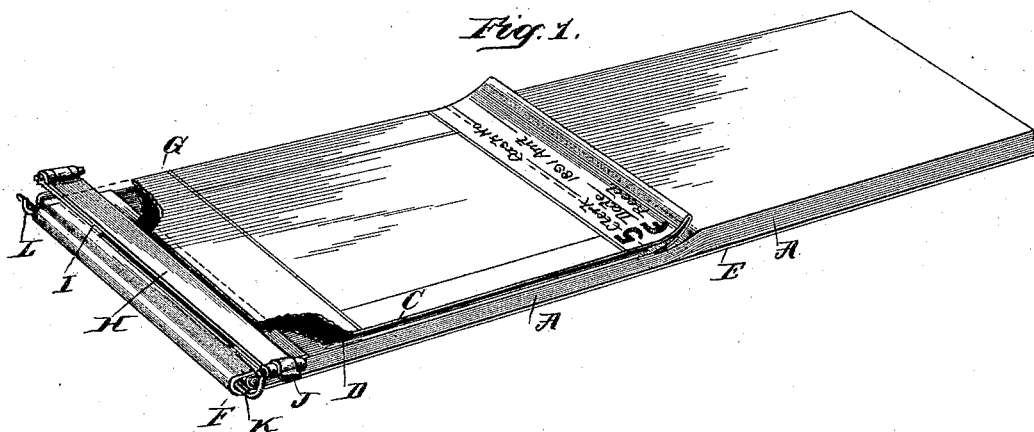
(No Model.)

2 Sheets—Sheet 1.

J. S. McDONALD.
MANIFOLD SALES BOOK.

No. 493,894

Patented Mar. 21, 1893.



Witnesses:

Wm. M. Rheem,
Wm. J. J. J.

Inventor:

James S. McDonald
By Elliott & Quinlan
Attys

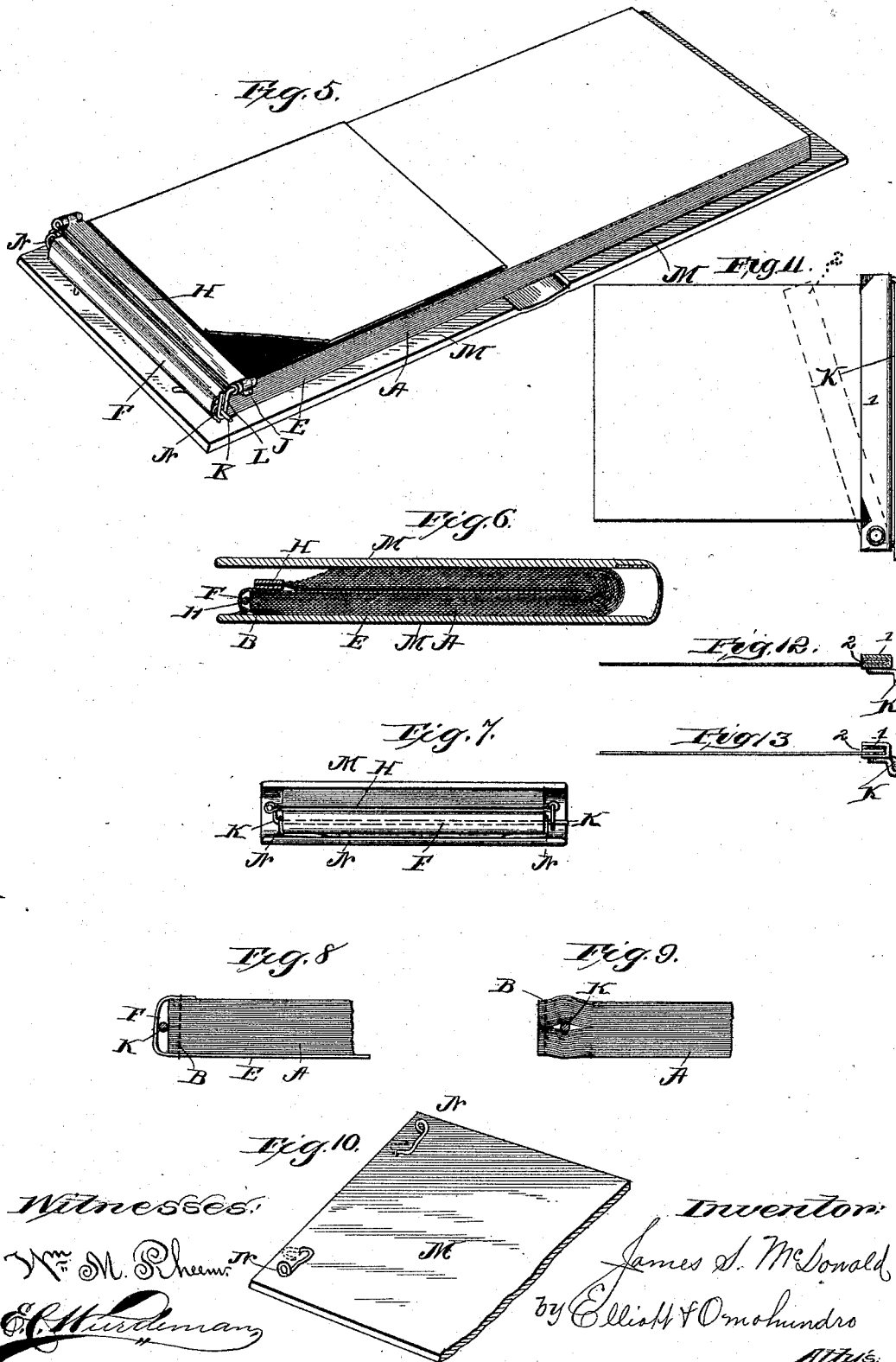
(No Model.)

2 Sheets—Sheet 2.

J. S. McDONALD.
MANIFOLD SALES BOOK.

No. 493,894.

Patented Mar. 21, 1893.



Witnesses:

Wm. M. Pheasant Jr.

E. H. Hurlburt

Inventor:

James S. McDonald
by Elliott & O'Mahundro
Attys.

UNITED STATES PATENT OFFICE.

JAMES S. McDONALD, OF CHICAGO, ILLINOIS.

MANIFOLD SALES-BOOK.

SPECIFICATION forming part of Letters Patent No. 493,894, dated March 21, 1893.

Application filed March 28, 1891. Serial No. 386,782. (No model.)

To all whom it may concern:

Be it known that I, JAMES S. McDONALD, a citizen of the United States, and a resident of the city of Chicago, county of Cook, and State of Illinois, have invented certain new and useful Improvements in Manifold Sales-Books, of which the following is a specification.

This invention relates to improvements in that class of sales books in which, heretofore, a carbon copying or other impression sheet, has been bound into the book, so as to prevent the detachment or accidental loss thereof, and also, to maintain such sheet in proper position for use, without the necessity for constant handling. Practice has demonstrated, however, that the permanent attachment of the carbon impression sheet to the book, is objectionable, for the reason, that should the sheet become worn or dried out by absorption of the leaves of the book, beyond usefulness, before the book is used up, it cannot be replaced except by a loose sheet; and furthermore, it frequently happens that the carbon sheet is accidentally torn out of the book, in which case, also, it can only be replaced by a loose sheet, the objectionable features of which, are too obvious to require enumeration.

The prime object of this invention, is to provide a carbon sheet holder for sales books, of such character, that the carbon sheet is not readily detachable or removable therefrom, but the holder itself may be detached from the book while holding the carbon sheet, and attached to another book ready for instant use.

Another object, is to have the carbon sheet holder hinged or pivotally connected with the sales book, in such manner, that it may be drawn entirely out from between the leaves of the book, carrying with it the carbon sheet, or as readily thrown into operative position, thus avoiding the necessity for handling the carbon sheet while in use upon the book.

These objects are attained by the devices illustrated in the accompanying drawings, in which—

Figure 1, represents a perspective view of the sales book, with a carbon sheet holder attached thereto, embodying my invention.
Fig. 2, a side elevation of the same. Fig. 3, a detail elevation of the carbon sheet holder.

Fig. 4, a transverse vertical section through the carbon sheet holder, more clearly illustrating the manner of its attachment to the sales book. Fig. 5, a view similar to Fig. 1, but showing the back provided with a stiff cover, to which it is pivotally and detachably secured. Fig. 6, a central longitudinal section of the same showing the book closed. Fig. 7 an end view of the book. Figs. 8 and 9, detail sections. Fig. 10, a detail perspective view of the end of the stiff cover, showing the means for attaching the book thereto. Fig. 11, a top plan view of a modified form of my invention. Fig. 12, a side elevation of the same, and, Fig. 13 an end elevation of the same.

Similar letters of reference indicate the same parts in the several figures of the drawings.

Referring by letter to the accompanying drawings, A, indicates the leaves of an ordinary sales book, which are bound together as usual, at one end B, so as to form an oblong pad or tablet, and are folded about their center at length, so that the leaves are doubled upon themselves, practically forming two leaves, C, D, as illustrated in Fig. 1, having suitable printed matter upon their corresponding faces, to form duplicates when the upper part, or page, is folded over and written upon, with a carbon, or other impression sheet interposed between the two sheets so formed. This pad, or tablet, I provide with a suitable cover E, of any desirable material, such as heavy manilla paper, for the ordinary class of sales books, which is bound to the pad at the end B, in such manner as to form a loop, or eye, F, either at the end of the pad as shown, or on the upper or lower faces thereof, as may be found most convenient and desirable.

Instead of binding the carbon impression sheet G, in with the leaves of the book, as heretofore, I have it secured to a carbon sheet holder, which is removably attached to the book, as will now be described. This holder consists, preferably, of a pair of clamping plates, H, I, hinged together at one end, and at their other end, connected by a spring catch, J, of some suitable character, between which plates, the upper end of the carbon sheets is laid and firmly clamped, and held in position when the plates are brought to-

gether. To the back of the plate I, near one end thereof, is secured one end of a spring pin K, the opposite free end of which, is adapted and arranged to engage a hook, or other form of catch, L, also secured to the plate, near its opposite end which pin by its insertion in the loop F, formed in the cover, serves as a means for both detachably and pivotally securing the carbon sheet holder to the sales book. I may here state, however, that while the form of carbon sheet holder, herein shown and described, is preferred, as well as the means of attachment set forth, I do not desire to limit myself to that particular form or arrangement of these devices, for my invention broadly considered, is a carbon sheet holder, by means of which, the sheet may be detachably connected with the sales book, and in a more limited sense, a carbon sheet holder, itself detachably secured to the sales book, in any suitable manner, or detachably and pivotally connected therewith, and any means for accomplishing this result, would be within the scope of my invention.

It will be understood that the carbon sheet which is used, is of about half the length of the tablet, is always in place upon the leaf on which the transfer or impression is to be made, and that by folding the top leaf over on the carbon sheet, as illustrated in Fig. 1, the writing on such sheet will be duplicated on the other half of the same sheet, and the entire sheet may be then torn from the book, and divided into its two parts, without disturbing the carbon sheet and without the necessity for handling such sheet.

Should the carbon sheet become torn or worn, or dried out by absorption of the leaves of the book, beyond usefulness, it may be readily and instantly detached and a new sheet substituted instead thereof, with the loss of scarcely a moment's time, and which restores the book to its original condition. And it will also be noticed that the folder may be thrown or turned back upon its hinge-like or pivot connection, with the book, as illustrated by the dotted lines in Fig. 2, and the carbon sheet be entirely withdrawn from between the leaves of the book, but retained by the holder, and ready to be instantly returned to its operative position between the leaves of the book, without the necessity for any handling thereof.

As an illustration of the different modes of attachment of my carbon sheet holder to a sales book, I have illustrated in Figs. 5 to 10 inclusive, the providing of the sales book with the usual stiff backs M, flexibly connected together in the usual manner, and provided near one end with eyes N, through which the spring pin K, of the carbon sheet holder may be inserted, and thus attach the book to the cover, the eyes being set a sufficient distance apart to permit the binding end of the leaves of the book to rest therebetween, so that the spring pin of the carbon sheet holder may be passed through the eyes at the same time

it is passed through the loop F, of the flexible back E, of the leaves, in this way, pivotally and detachably uniting the carbon sheet holder and the leaves to the stiff back. Or if desired, the flexible back E, with its corresponding loop F, may be entirely dispensed with, and the stiff back alone employed, in which case, the spring pin would simply be inserted between the leaves of the book at the bound end thereof, about the center, which would just as effectually serve to retain the leaves, the stiff back and the carbon sheet holder together, as if the flexible back F, with its corresponding loop were employed in connection therewith, for in such case the eyes N, would subserve the same purpose as the loop F. But for convenience of handling, I prefer to employ the flexible back with its accompanying loop, in connection with the stiff back, and its attaching eyes, as illustrated in Fig. 5, because it furnishes a more complete back, and one better adapted for the uses of the trade.

Another important feature of this invention, is—that when the sales book is all used, the holder, carrying with it the carbon sheet, may be detached from the old book, ready for instant use, thus, not only effecting a saving of the carbon sheet, left after the old book is used up, but avoiding the necessity for binding and retaining the carbon sheets in a new book, in which, by my invention, the carbon sheet need not be placed until the books are to be used.

While the folding of the book upon itself and the construction of the carbon sheet holder, as shown in Figs. 1 to 10 inclusive, are important features of my invention, and embraced in the claims, the removability of the carbon holder from, and its combination with, a book, includes such a book whether foldable or not, and a holder without regard to the special devices directly holding the sheet, as will be understood by Figs. 11, 12 and 13, wherein the holder devices directly securing the carbon sheet, consist of a "U" shaped plate 1, formed by bending a strip of metal upon itself and having pivoted therein, at one end, a movable blade 2, the said blade constituting the movable jaw of a clamp, the fixed jaw of which is the "U"-shaped plate 1. To secure the carbon sheet in this holder, the movable jaw 2, is swung outwardly and the end of the carbon sheet bent over upon said jaw, which, when moved into the fixed jaw, has such a bite upon the sheet as to hold it therein, the spring action of this jaw, or of the fixed jaw, serving to confine the two jaws together in their operative position, to hold the sheet. The removability of this holder from the book, is provided for by soldering or otherwise securing upon its under face, a spring or hinge pin free at one of its ends, and at the other, adapted to be embraced and confined by a hook likewise soldered at the opposite end, and under face of the holder, so that the holder may be removably secured to

the book in the several positions before described and shown.

Having described my invention, what I claim, and desire to secure by Letters Patent, is—

1. The combination with the book, of a clamp for detachably holding a sheet of carbon paper independently of the book, said clamp being detachably pivoted to the book, whereby it may be folded back out of the way of the leaves without being detached and without releasing the carbon, substantially as set forth.

2. In a manifold sales book, the combination with a sales book, the leaves of which are bound together at one end and adapted to be folded upon themselves for duplicating, of a carbon impression sheet, and a holder attached to the book, to which holder said sheet is detachably secured substantially as described.

3. In a manifold sales book, the combination with a sales book, the leaves of which are bound together at one end, and adapted to be folded upon themselves for duplicating, of a carbon sheet and holder therefor, said sheet being detachably secured to the holder, and the holder detachably connected with said book, substantially as described.

4. In a manifold sales book, the combination with a sales book, the leaves of which are bound together at one end, and adapted to be folded upon themselves for duplicating, of a carbon sheet and a holder therefor, said sheet being detachably secured to the holder, and the holder pivotally attached to said book, substantially as described.

5. In a manifold sales book, the combination with a sales book, the leaves of which are bound together at one end, and adapted to be folded upon themselves for duplicating, of a carbon sheet and a holder therefor, said sheet being detachably secured to the holder, and the holder detachably and pivotally connected with said book, substantially as described.

6. In a manifold sales book, the combination with a sales book, the leaves of which are bound together at one end, and adapted to be folded upon themselves, and a cover therefor provided with a loop or eyes at the bound end of the book, of a carbon sheet holder provided with a pin working in said loop, and a carbon sheet detachably secured to said holder, substantially as described.

7. In a manifold sales book, the combination with a sales book, the leaves of which are bound together at one end, and adapted to be folded upon themselves for duplicating, and a cover therefor, provided with a loop or eyes at the bound end of the book, of a carbon impression sheet and a holder therefor, comprising a pair of separable clamping plates, between which a carbon sheet is held, and a spring pin working through said loop, substantially as described.

8. In a manifold sales book, the combination with the leaves A, and the cover E, provided with a loop F, of the carbon sheet G, the clamping plates H I, and a spring catch connecting the same at their opposite ends, the spring pin K, attached to one of said plates, and a catch for the free end thereof, substantially as described.

9. In a manifold sales book, the combination with a sales book, the leaves of which are bound together at one end, and adapted to be folded upon themselves, a flexible cover therefor, bound to the leaves and provided with a loop at the bound end of the book, and a stiff cover or back having eyes corresponding and registering with said loop, of a carbon sheet holder provided with a pin working in said loop and eyes, and a carbon sheet detachably secured to said holder, substantially as described.

10. In a manifold sales book, the combination with the leaves A, and the flexible cover E, provided with a loop F, of a stiff back M, provided with the eyes N, a carbon sheet and a holder therefor, provided with a spring pin working in said eyes and the loop of the flexible cover, substantially as described.

11. In a manifold sales book, the combination with the leaves A, the flexible cover E, provided with a loop F, and the stiff back M, provided with the eyes N, of the carbon sheet G, the clamping plates H, I, hinged together at one end, and a spring catch connecting the same at their opposite ends, the spring pin K, attached to one of said plates, and working in said eyes and loop, and the catch L, for the free end thereof, substantially as described.

JAMES S. McDONALD.

Witnesses:

JNO. G. ELLIOTT,
R. C. OMOHUNDRO.