

(No Model.)

V. ASTIER.
LETTER FILE.

No. 493,960.

Patented Mar. 21, 1893.

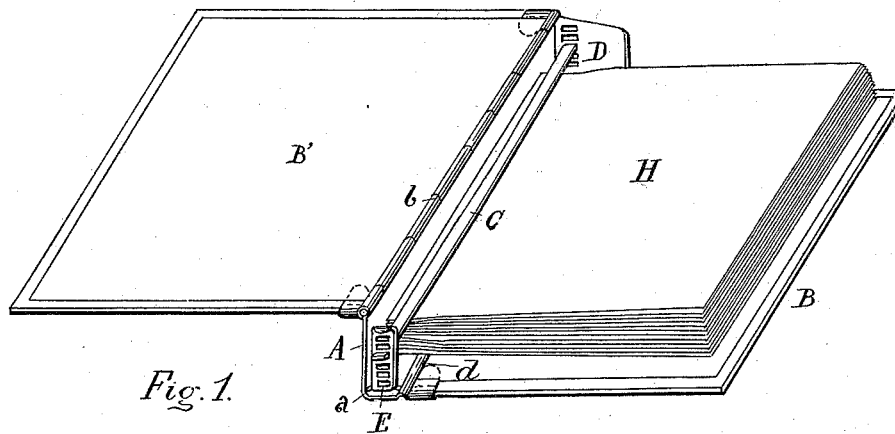


Fig. 1.

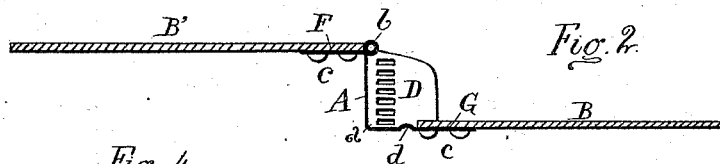


Fig. 2.

Fig. 4.

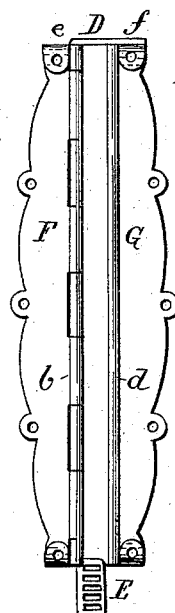
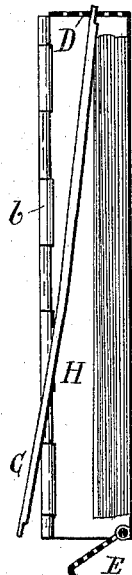


Fig. 3.

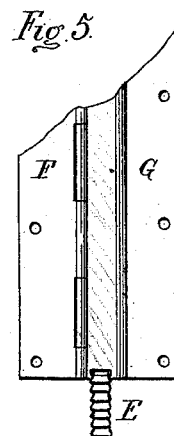


Fig. 5.

Witnesses:
E. K. Sturtevant.
M. Supple.

Inventor:
Victor Astier
by *Richardson*
attys.

UNITED STATES PATENT OFFICE.

VICTOR ASTIER, OF ÉCULLY, FRANCE.

LETTER-FILE.

SPECIFICATION forming part of Letters Patent No. 493,960, dated March 21, 1893.

Application filed December 3, 1892. Serial No. 453,946. (No model.) Patented in France August 9, 1892, No. 223,473; in England November 14, 1892, No. 20,573, and in Italy November 14, 1892, LXIV, 472.

To all whom it may concern,

Be it known that I, VICTOR ASTIER, a citizen of the French Republic, residing at Écully, (Rhône,) France, have invented a new and useful Improvement in Letter-Files, of which the following is a specification.

This invention has been patented in France August 9, 1892, No. 223,473; in Great Britain November 14, 1892, No. 20,573, and in Italy November 14, 1892, No. 472, Vol. 64.

The subject matter of the present application is a movable file to be used for the classification of letters, bills, or other papers. Its arrangement is very simple and permits the insertion or removal of any number of sheets either at the end or at the middle of sheets already classified without loss of time and without spoiling the order in the classified papers.

In the annexed drawings, Figure 1, shows a perspective view of the invention. Fig. 2, is a transverse section. Fig. 3, is a detailed view of the metallic back; Fig. 4, a longitudinal section; Fig. 5, a detail view partly broken away of a modification.

The metallic back A, consists of a plate of steel or other metal bent at right angles at *a*, and fixed by a hinge *b*, to the metallic strip F, upon which the movable cover B', is fixed by nails *c*, *c*. The fixed cover B, is fastened in the same manner upon the horizontal surface G, of the back, which is reinforced by a corrugation *d*. At one of the extremities of the back is a flange or bent over part D, with a series of openings one above the other wherein

one of the ends of the pressing ruler C, fits, while the other end can be introduced into similar openings perforated in a small plate E, mounted with a hinge upon the other extremity of the back. The pressing ruler is made of steel, slightly arched lengthwise, in order to exercise its pressure upon the middle of the sheets which must be held together; its extremities are thinner in order to penetrate into the openings of the parts D and E. The ruler is placed over the papers H, which must be filed, as shown in Fig. 4, being pushed first in the fixed part D, which compresses the papers slightly and then the extremity which is free is pressed down and the part E, swung up to engage the end of the ruler or strip C.

For simplicity it would be possible to use chains instead of the parts D and E, as shown in Fig. 5.

The metallic parts can be ornamented at pleasure; they can be varnished, bronzed, nickel plated, according to the wishes.

I claim—

The combination of the metallic back provided with a hinge A, carrying the covers B, B', with two parts D, E, one of which is movable and the pressing ruler C, engaging the parts D, E, substantially as described.

In witness whereof I have hereunto set my hand in presence of two witnesses.

VICTOR ASTIER.

Witnesses:

YRIN RABILLOU,
GASTON JEANNIAUX.