

(No Model.)

E. A. WHITING.
LAUNDRY BENCH.

No. 494,092.

Patented Mar. 21, 1893.

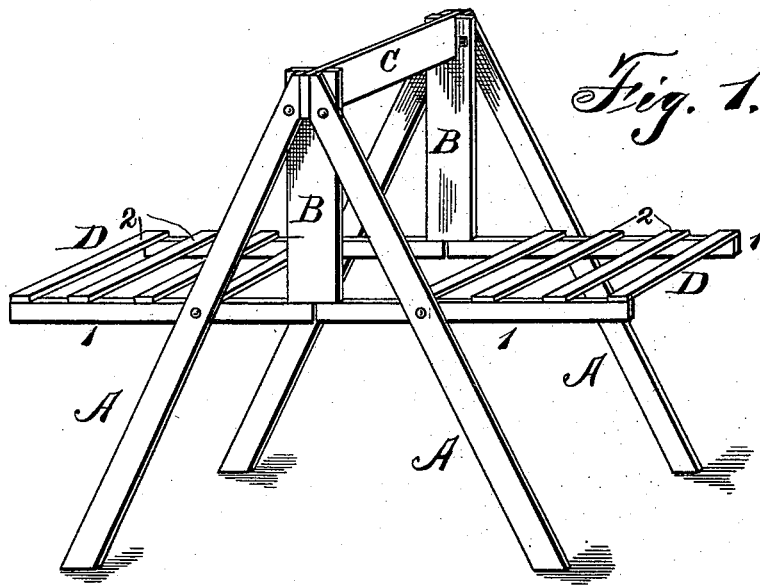


Fig. 1.

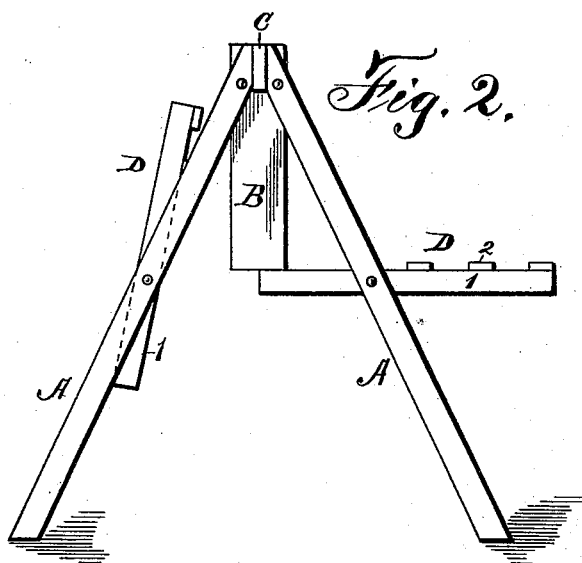


Fig. 2.

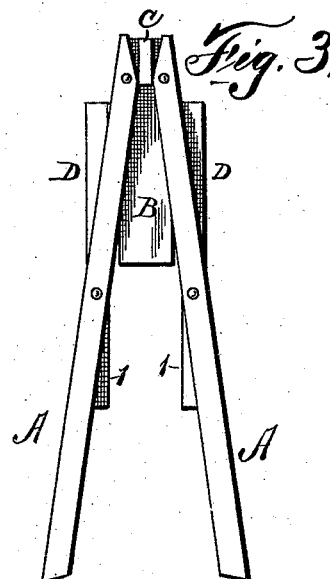


Fig. 3.

WITNESSES:

H. A. Carkner
C. B. Kime

INVENTOR

Edward A. Whiting
By Smith & Thomson
ATTORNEYS.

UNITED STATES PATENT OFFICE.

EDWARD A. WHITING, OF ITHACA, NEW YORK, ASSIGNOR OF ONE-HALF TO
JEREMIAH TOBIN, OF SAME PLACE.

LAUNDRY-BENCH.

SPECIFICATION forming part of Letters Patent No. 494,092, dated March 21, 1893.

Application filed December 10, 1892. Serial No. 454,741. (No model.)

To all whom it may concern:

Be it known that I, EDWARD A. WHITING, of Ithaca, in the county of Tompkins, in the State of New York, have invented new and
5 useful Improvements in Laundry-Benches, of which the following, taken in connection with the accompanying drawings, is a full, clear, and exact description.

My invention relates to the construction of
10 benches and particularly to that class which are adapted to be used for holding wash-tubs, while in use.

My object is to produce such a bench which may be adapted to hold one or more tubs, and
15 folded together so as to occupy a small amount of space, when in use.

My invention consists in the several novel features of construction and operation herein-
20 after described and which are specifically set forth in the claim hereunto annexed. It is constructed as follows, reference being had to the accompanying drawings, in which

Figure 1, is a view of the bench, complete, extended, ready for use, showing places for
25 holding two tubs. Fig. 2, is a side view thereof, showing one of the tub-holding arms folded, and the other extended. Fig. 3, is a view of the bench, folded.

A—A—, are the diagonal frame bars which
30 constitute the support of the bench, journaled at their upper ends to the vertical bars —B—.

C—, is a cross bar mortised in the upper end of said vertical bars and extending beyond the faces thereof.

The bars —A— are cut diagonally upon 35 their inner upper ends so as to bear against the sides of the extended ends of the cross bar —C—, when the rack or bench is extended.

D—D—, are the tub or weight-carrying arms consisting of bars —1—, and cross bars
40 —2—. The arms D are pivoted substantially centrally to the bars —A— so that their inner ends will bear against the lower ends of the bars —B—, when extended.

It will be observed that either tub arm may
45 be extended at will, and that the whole bench may be folded and stored away when desired.

Having described my invention, what I claim, and desire to secure by Letters Patent,
50 is—

A bench comprising vertical bars —B—, a
cross bar mortised in their upper ends and
extending beyond their faces, bars —A— jour-
naled to said vertical bars and having their
upper inner diagonal faces adapted to bear
55 against the extended ends of the cross bar, arms —D— journaled to the diagonal bars and having the inner ends adapted to abut against the lower ends of the vertical bars.

In witness whereof I have hereunto set my
60 hand this 5th day of December, 1892.

EDWARD A. WHITING.

In presence of—

J. H. JENNINGS,
JEREMIAH TOBIN.