

(No Model.)

G. M. ANDERSSON.
CENTRIFUGAL CREAM SEPARATOR.

No. 522,280.

Patented July 3, 1894.

Fig. 1.

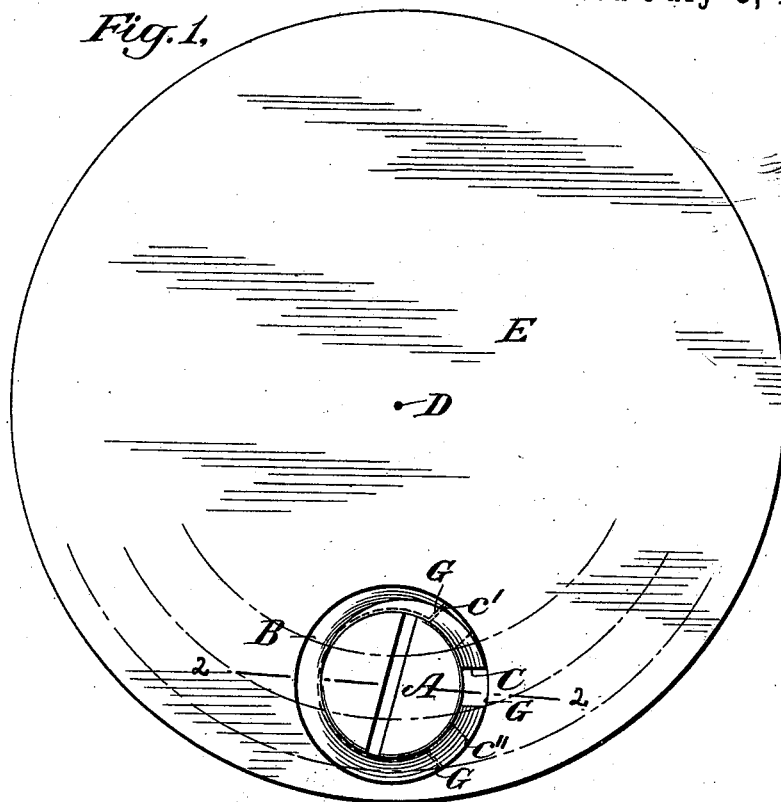


Fig. 2.

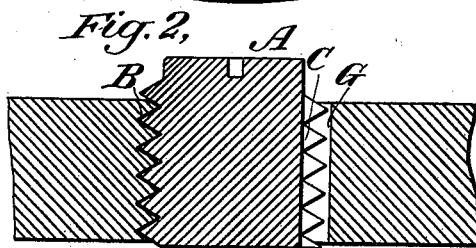


Fig. 3.

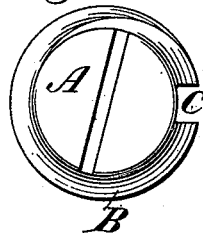
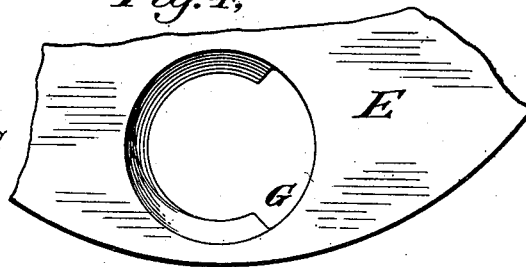


Fig. 4.



Witnesses:-

N. H. Hayward

Edwin Seger

Inventor:-

Gustaf M. Andersson
by *Witter & Kenyon*
his attys

UNITED STATES PATENT OFFICE.

GUSTAF M. ANDERSSON, OF NEWARK, NEW JERSEY, ASSIGNOR TO THE
UNITED STATES BUTTER EXTRACTOR COMPANY, OF SAME PLACE.

CENTRIFUGAL CREAM-SEPARATOR.

SPECIFICATION forming part of Letters Patent No. 522,280, dated July 3, 1894.

Application filed January 5, 1894. Serial No. 495,794. (No model.)

To all whom it may concern.

Be it known that I, GUSTAF M. ANDERSSON, a subject of the King of Sweden and Norway, and a resident of Newark, in the county of Essex and State of New Jersey, have invented certain new and useful Improvements in Cream-Outlets for Centrifugal Separating-Machines, of which the following is a specification, reference being had therein to the accompanying drawings, which form part hereof.

My invention relates to centrifugal cream separating machines and particularly to outlets for the cream in such machines.

It has for its object to provide an adjustable cream outlet adapted to be shifted nearer to or farther from the center of the bowl of the machine, so as to vary the density of the cream discharged from the separator, and it consists of the devices hereinafter described and claimed in the claims at the end of this specification.

Figure 1 is a plan of the cover or upper wall of the separator. Fig. 2 is a vertical section on the lines 2—2 Fig. 1. Fig. 3 is a top view of the rotatable plug; and Fig. 4 is a like view of the part of the cover or upper wall of the separator containing the screw-threaded orifice with the plug removed.

Like letters indicate corresponding parts in the different figures.

The drawings show the preferred form of my improvement, which I shall now describe.

A is a screw-threaded plug with its screw threads cut away on one side of the plug so as to form a trough or cut C through the threads, extending from the bottom to the top of the plug. This plug is mounted in a screw-threaded orifice in a wall of the separator bowl. As shown in the drawings this orifice B is placed in the cover or upper wall E, although it could, if desired, be mounted in other walls of the bowl. This orifice B has its screw threads cut away on one side of the orifice, so as to form a trough or cut G, through said screw threads, extending from the bottom to the top of said orifice. As shown in the drawings this trough G is preferably made larger than the trough C in the plug.

The plug A is made so as to be capable of

rotating on its axis. By such rotation the trough C can be adjusted to different positions as at C, C', C'', Fig. 1, the two latter positions being indicated by dotted lines. This rotation of the plug can be accomplished in any suitable manner, as by means of a screw driver. As the trough C is moved to correspond with different parts of the trough G it provides an adjustable outlet for the cream discharged from the bowl, which outlet in the different positions of the trough C varies in its distance from the center of the bowl. The cream discharged will accordingly vary in thickness, being thicker as the outlet approaches the center and thinner as it recedes therefrom. The three concentric arcs of circles (having D, the center of the bowl, as their common center) shown in Fig. 1, represent the relative positions of the cream wall in the three different positions of the trough C.

My device furnishes a simple, efficient and readily adjustable means for varying the density of the cream discharged from a separator bowl without the disadvantage of having the means for the discharge of the cream project into the bowl itself.

The drawings and the above description represent the preferred form of my device, but this may be varied in its details without departing from my invention.

What I claim as new, and desire to secure by Letters Patent, is—

1. In a rotatable cream separator, a rotatable screw plug having a portion of its screw thread cut away to form a trough extending along its length and mounted in a screw-threaded orifice in the walls of the bowl, the latter having a portion of its screw threads cut away to form a trough extending along the length of the orifice, whereby by the rotation of the screw plug the trough of the plug will correspond with different parts of the trough of the orifice, substantially as set forth.

2. In a centrifugal cream separator, a rotatable screw plug having a portion of its screw threads cut away to form a trough extending along its length and mounted in a screw threaded orifice in the walls of the

bowl, the latter having a portion of its screw
threads cut away to form a trough extending
along the length of the orifice wider than the
trough in the plug whereby by the trough of
5 the plug corresponding with different parts
of the trough of the orifice the opening for
the escape of cream from the bowl will be

moved nearer to or farther from the center
of the bowl, substantially as set forth.

GUSTAF M. ANDERSSON.

Witnesses:

ROBERT R. MCKEE,
ASHER MAYER.