

(No Model.)

F. E. ARMITAGE.
COIN HOLDER.

No. 522,311.

Patented July 3, 1894.

Fig. 1.

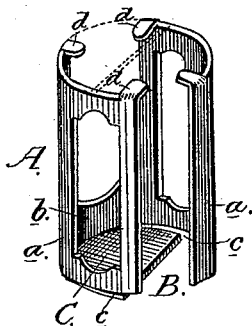


Fig. 2.

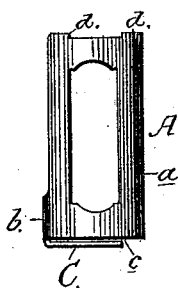


Fig. 3.

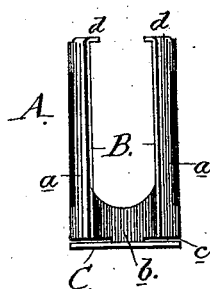


Fig. 4.

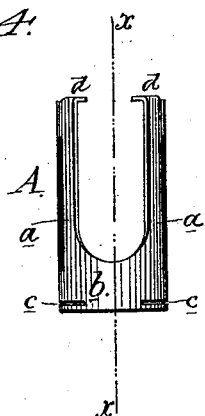


Fig. 5.

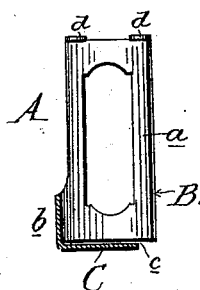
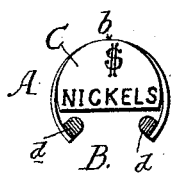


Fig. 6.



WITNESSES

Chapman Fowler.
R. H. Lock

INVENTOR

Frederick E. Armitage,
by J. Walter Fowler
Attorney

UNITED STATES PATENT OFFICE.

FREDERICK E. ARMITAGE, OF JAMESTOWN, NEW YORK.

COIN-HOLDER.

SPECIFICATION forming part of Letters Patent No. 522,311, dated July 3, 1894.

Application filed October 9, 1893. Serial No. 487,636. (No model.)

To all whom it may concern:

Be it known that I, FREDERICK E. ARMITAGE, a citizen of the United States, residing at Jamestown, in the county of Chautauqua and State of New York, have invented certain new and useful Improvements in Coin-Holders; and I do hereby declare the following to be a full, clear, and exact description of the invention, such as will enable others skilled in the art to which it appertains to make and use the same.

Figure 1, represents a perspective view of a coin holder or package embodying my invention. Fig. 2, is a side elevation of the same. Fig. 3, is a front view. Fig. 4, is a rear view. Fig. 5, is a sectional view through the line $x-x$ of Fig. 4. Fig. 6, is a plan view.

My invention relates to certain new and useful improvements in devices for collecting money coins in packages to facilitate their counting and handling, and my invention consists of the construction and combination of parts forming the coin holder, as I shall hereinafter fully describe and claim.

The coin holder herein described and shown is adapted for use with any suitable form of coin counter, or may be used independently, but the form of device with which I prefer to use it and to which it is especially applicable, is disclosed in an application for Letters Patent for an improvement in coin counters, filed by me of even date herewith, Serial No. 487,635, the said counter having a series of tubes which receive the coins and over which the present coin holder is adapted to be detachably fitted to receive the coins therefrom and collect them in packages. This coin holder A is stamped or otherwise formed from a suitable blank of sheet metal, and then made into the desired form. It consists of an approximately cylindrical body formed by two wide side arms $a a$ connected together near their bases at one side, as shown at b , and separated along the full length of their oppositesides by a wide slot or opening B.

A base plate C is made integral with the body of metal that connects the two side arms at b , and is bent at right angles to form a bottom for the holder and a support for the lowermost coin in the holder. This bottom plate C is separated from the lower edges of the side arms, as shown at c , so as to provide means for the opening or spreading apart

laterally of said arms, to permit the holder being slipped upon any tube or cylindrical body and also to permit the release of the coins from the holder; such release being accomplished by pressing the coins from the block through the opening between the front portions of the arms.

The bottom plate C of the holder may receive a designating character to indicate the amount of coins in the package and their denomination, and the upper ends of the side arms are formed with inwardly bent lips or lugs d adapted to pass over the uppermost coin of the package to assist in holding the coins in place.

A coin holder constructed as shown and described is light and durable; it is not liable to lose its shape after repeated use, as is the case with those holders formed of wire, and the coins are readily removed by pressing them from the rear so as to open or spread the arms laterally at their front where they are disconnected from each other at their base portions and also separated from the bottom plate by the slits as shown.

If desired the lips or lugs d may be omitted from the upper ends of the arms and said ends may be provided with a flange or plate similar to the plate C as shown by dotted lines in Fig. 1.

Having thus described my invention, what I claim as new, and desire to secure by Letters Patent, is—

As an article of manufacture, a coin holder formed of a single piece and consisting of side arms and bottom, said arms being separated from each other along the length of one of their side edges and being connected with each other at their bases only on the opposite side, and said bottom being connected at one side with the body of metal which unites the side arms at that side and disconnected with the bottom edges of said arms at their opposite or open sides, whereby the arms may be opened laterally, said arms having also inwardly extending lips or lugs at their upper ends, substantially as herein described.

In testimony whereof I affix my signature in presence of two witnesses.

FREDERICK E. ARMITAGE.

Witnesses:

HARRY R. LEWIS,

ABRAHAM L. PHILLIPS.