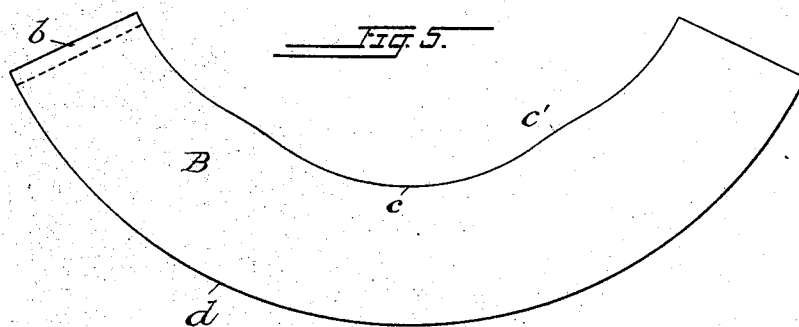
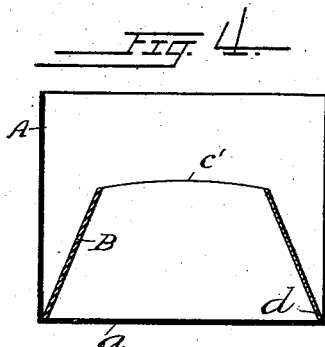
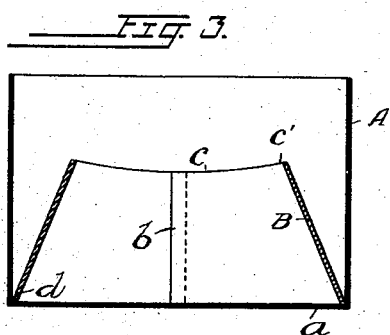
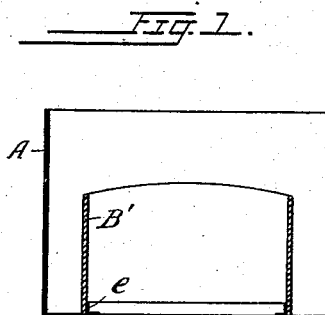
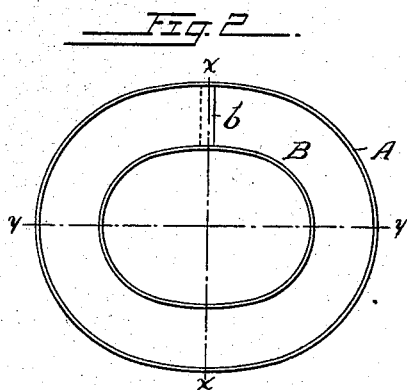


(No Model.)

J. WEBER.
HAT BOX.

No. 522,392.

Patented July 3, 1894.



Witnesses
E. A. Jolly
David Levan

JULIUS WEBER, Inventor

By Attorney

W. H. H. H. H.

UNITED STATES PATENT OFFICE.

JULIUS WEBER, OF READING, PENNSYLVANIA.

HAT-BOX.

SPECIFICATION forming part of Letters Patent No. 522,392, dated July 3, 1894.

Application filed October 3, 1893. Serial No. 487,090. (No model.)

To all whom it may concern:

Be it known that I, JULIUS WEBER, a citizen of the United States, residing at Reading in the county of Berks, State of Pennsylvania, have invented certain Improvements in Hat-Boxes, of which the following is a specification.

My invention relates to hat boxes such as are commonly made of paste board or equivalent material and in which the hat is placed for the purpose of keeping it in proper shape and condition. Such boxes are generally made of a shape and size corresponding approximately with the brim of the hat and are provided with an inner cylindrical ring, as shown at B' in Fig. 1 of the accompanying drawings. Upon the upper edge of this ring the brim of the hat rests while the body or crown passes down within it. These rings have been formed separately of similar material to the box and are intended to be secured centrally to the bottom of the same so as to firmly hold the hat and prevent distortion or wear from handling. This fixing of the ring, by pasting or otherwise, in central position in the box has required more time and care than is warranted, and they are in consequence frequently out of center sufficiently to bring a portion of the rim of the hat in contact with the wall of the box and thus are apt to fail of their purpose to properly protect the hat from distortion or damage. My objects are to overcome this trouble by making the central location of the ring easy and certain and at the same time to reduce the labor and expense heretofore required in making the box.

Figure 1 of the drawings is a sectional view of the prior construction referred to. Fig. 2 is a plan view of a box embodying my improvement. Fig. 3 is a cross-section of Fig. 2 on line Y Y, and Fig. 4 is a similar section on line X X of the same figure. Fig. 5 shows the blank from which the inner supporting ring is formed.

The box A is of the usual construction, having a bottom *a* of elliptical shape and a

vertical wall, both ordinarily made of card board. Instead of the ring B' with straight walls pasted to the bottom of the box as shown in Fig. 1, I provide a conical ring B from a curved blank B². The width of this blank is somewhat greater than the height of the hat crown, as usual; the length of the outer curve *d'* which forms the base of the ring is equal to the inner circumference of the box plus the lap *b* by means of which the ends are fastened together to form the ring, and the length of the inner curve *c* forming the upper edge of the ring is somewhat greater than the circumference of the crown or body of the hat intended to be placed in the box. The ends of the ring are preferably made somewhat higher than the sides as shown at *c'* so as to correspond with the longitudinal curve of the hat brim.

The ring B when formed up is merely pushed down into the box A until the base *d* rests upon the bottom *a* and is firmly retained in central position by its contact all around with the wall of the box. No paste or other means for fastening it is required and the opening for the crown of the hat is certain to be central without the exercise of any care whatever.

By my improvement I am thus enabled to produce a box superior both in appearance and correctness of form, and at the same time cheaper in cost.

What I claim is—

A hat box having a supporting ring B forming a segment of a hollow cone the base of which corresponds in circumference with the interior of the box, and the top edge corresponding in circumference and in height from the base with the body of the hat to be supported thereby, substantially as and for the purpose set forth.

In testimony whereof I affix my signature in presence of two witnesses.

JULIUS WEBER.

Witnesses:

ED. A. KELLY,
W. G. STEWART.