

(No Model.)

L. SCHAEFER.  
MARKING TOOL.

No. 522,433.

Patented July 3, 1894.

Fig 1

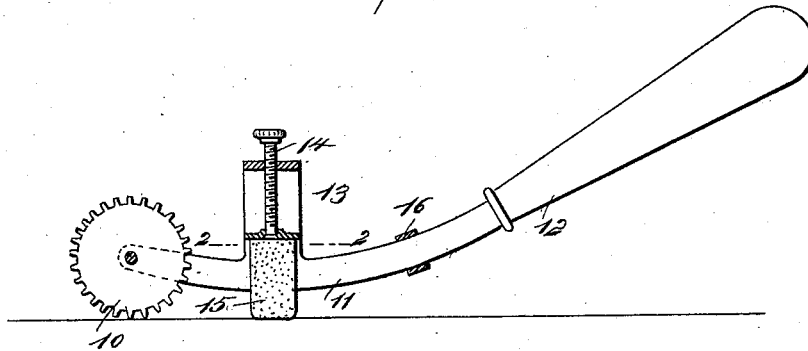


Fig 2

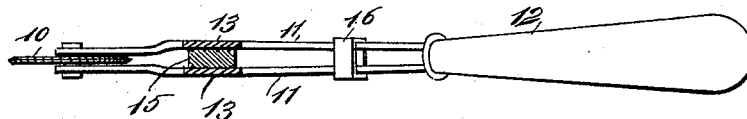


Fig 3

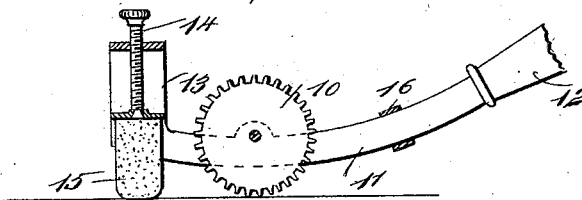


Fig 4

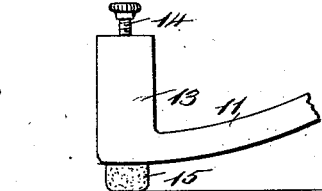
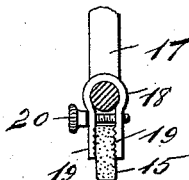


Fig 5



WITNESSES:

H. Walker  
W. B. Hutchinson

INVENTOR  
L. Schaefer  
BY  
Munn & Co  
ATTORNEYS.

# UNITED STATES PATENT OFFICE.

LOUISE SCHAEFER, OF ONEIDA, NEW YORK.

## MARKING-TOOL.

SPECIFICATION forming part of Letters Patent No. 522,433, dated July 3, 1894.

Application filed April 9, 1894. Serial No. 506,880. (No model.)

*To all whom it may concern:*

Be it known that I, LOUISE SCHAEFER, of Oneida, in the county of Madison and State of New York, have invented a new and Improved Marking-Tool, of which the following is a full, clear, and exact description.

My invention relates to improvements in marking tools and particularly to improvements in that class of marking tools which are adapted to use chalk and are used in marking patterns on cloth or other fabric.

The object of my invention is to produce a very cheap and simple marking tool, having a spur wheel which is adapted to penetrate the fabric to be marked and pick up pigment from a marking board on the under side of the fabric, and having also a chalk holder in which chalk is held adjustably and is adapted to mark the upper side of the fabric over which the tool is run.

A further object of my invention is to produce a very simple and convenient tool which may be, if desired, used without the spur wheel to hold the chalk and enable it to be used to advantage.

To these ends my invention consists of certain features of construction and combinations of parts, which will be hereinafter described and claimed.

Reference is to be had to the accompanying drawings, forming a part of this specification, in which similar figures of reference indicate corresponding parts in all the views.

Figure 1 is a longitudinal section, partly in elevation, of the tool embodying my invention. Fig. 2 is a sectional plan on the line 2—2 of Fig. 1. Fig. 3 is a sectional elevation of a modified form of the tool, in which the chalk holder is arranged in advance of the spur wheel. Fig. 4 is a broken side elevation of another modification of the device; and Fig. 5 is a sectional elevation of a form of the chalk holder to be applied to the shank of an ordinary spur wheel.

The tool has a spur wheel 10 of the usual kind, which is journaled preferably in the end of a shank comprising oppositely arranged spring members 11 which are secured to a suitable handle 12 and which curve slightly downward so as to bring the chalk, which they carry, into a convenient position to be applied to a pattern. On the shank is

a chalk holder 13, open at the bottom, and in this is a vertically movable screw 14 adapted to impinge on the chalk 15 which is held in the chalk holder and between the members 11 and projects downward so as to strike the fabric to be marked. By turning down the screw the chalk may be forced downward as fast as it becomes worn.

The spring members 11 are provided with a sliding thimble 16 and these members are sprung apart slightly where they engage the chalk, and by forcing the thimble toward the chalk the members are clamped snugly against it so as to prevent it from being displaced. The chalk holder is preferably roughened on its inner sides, as shown in Fig. 2, to enable it to hold the chalk firmly.

If the pattern is to be marked on both sides, the tool is used by laying the fabric to be marked on a pigment covered marking board, and then running the spur wheel over the fabric, and the wheel takes up the pigment on the under side and leaves it on the fabric, while the chalk marks the upper side of the fabric. If only one side of the fabric is to be marked, the spur wheel is run over the fabric and the chalk, following after, makes a mark. If desired, the spur wheel 10 may be placed behind the chalk holder, as shown in Fig. 3, with the same effect. If it is not desired to use the spur wheel, it may be dispensed with and the chalk holder 13 formed on the ends of the shank or members 11, as shown in Fig. 4.

The chalk holder 13 may be applied to the shank of an ordinary spur marking wheel in the manner illustrated in Fig. 5, in which the shank 17 is clasped by a clip 18 having depending roughened jaws 19 which serve as chalk holders and are adapted to engage the chalk 15, being held in close engagement therewith by a screw 20 which connects the jaws.

Having thus described my invention, I claim as new and desire to secure by Letters Patent—

1. The improved marking tool composed of spring members, or bars, arranged side by side, a spur wheel journaled in said members, a chalk-holder formed by and between the members, by reason of their spring clamping action, a means for feeding the chalk downward, and a slide for compressing the mem-

bers on the chalk, substantially as shown and described.

2. The improved marking tool composed of  
5 spring members, or bars, arranged side by side, a spur wheel journaled between their ends, a chalk-holder arranged in rear of the wheel and formed of vertical extensions of the said members, a screw arranged in said  
10 chalk-holder for feeding the chalk downward, and a slide for compressing the members upon the chalk, as shown and described.

3. The improved chalk-holder composed of spring members, or bars, connected at their ends, a chalk-holder proper formed by and between the said members, a screw arranged  
15 for forcing the chalk downward in the holder, and a slide for compressing the members upon the chalk, as shown and described.

LOUISE SCHAEFER.

Witnesses:

Mrs. G. A. BARTH,  
ELLA ALBRECHT.