

(No Model.)

J. KOHLER.
COMBINATION TOOL FOR PIPE FITTING.

No. 522,471.

Patented July 3, 1894.

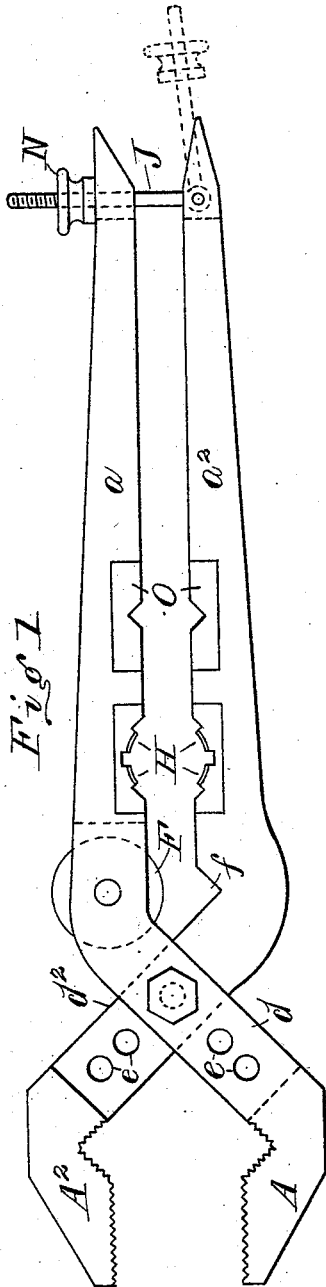


Fig. 1.

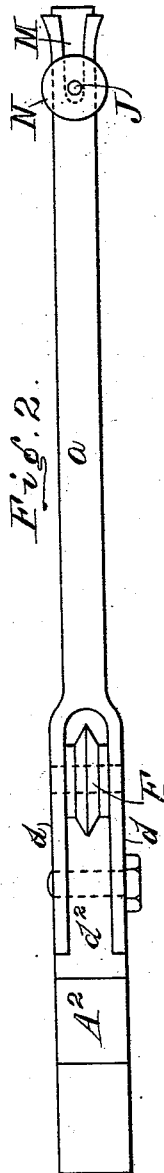


Fig. 2.

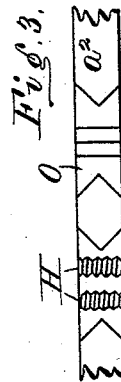


Fig. 3.

Witnesses
Edgar Thomas
Charles Ruffin.

Inventor
Joseph Kohler
per O. M. Hill
Attorney

UNITED STATES PATENT OFFICE.

JOSEPH KOHLER, OF CINCINNATI, OHIO.

COMBINATION-TOOL FOR PIPE-FITTING.

SPECIFICATION forming part of Letters Patent No. 522,471, dated July 3, 1894.

Application filed March 22, 1894. Serial No. 504,611. (No model.)

To all whom it may concern:

Be it known that I, JOSEPH KOHLER, a citizen of the United States, residing at Cincinnati, Hamilton county, State of Ohio, have invented certain new and useful Improvements in Combination-Tools for Pipe-Fitting, of which the following is a specification, reference being had to the accompanying drawings.

The object and nature of my invention will be apparent from the description and claim hereinafter contained.

In the accompanying drawings:—Figure 1, is a side elevation of a tool embodying my invention, and Fig. 2, is a top view of same. Fig. 3, is a view taken about midway between the handles showing the preferred mode of detachably connecting the dies thereto.

My improved combination tool consists of a pair of tongs having the jaw-portions A and A², each having a handle as shown at a and a², respectively, said handle portions being provided with a suitable device for cutting a pipe the desired length and also a device for forming a screw-thread upon the end of a pipe in the manner hereinafter set forth.

When constructed as shown, the angular portion d of jaw A is formed with an elongated opening within which the angular portion d² of jaw A² is pivoted by means of a bolt, which latter is preferably screwed into one side portion d, the aforesaid angular portions each having two or more pivot-holes e for the purpose of adjusting the tongs to varying sizes of pipe. A groove, f, is formed across the face of one of the handles within which the pipe to be cut is placed, the adjacent opposite portion of the other handle having a disk-cutter, F, pivoted thereto for the purpose of cutting the pipe when placed within said groove. Suitable dies H are formed in or detachably connected to adjacent faces of the handles, preferably by means of a dove-tailed connection, as shown in Fig. 3, to prevent lateral displacement. The handles are also preferably provided with detachable blocks, O, having angular notches formed therein to grasp the shank of a tap for tapping a pipe, when so desired.

It is preferred to provide the handles with some suitable device for locking them in a fixed position while cutting a pipe or while

forming a thread thereon, and with this object in view I have provided a screw-threaded rod, J, pivoted at one end within a recess in one of the handles near the end thereof, said rod being adapted to swing upward within a slot, M, in the end of the other handle, said rod having a tightening nut, N, for compressing and locking said handles at their die or cutter portion upon the pipe. When it is desired to grasp the pipe by means of the jaws A and A², the aforesaid rod J and its nut are swung outward, as shown by dotted lines in Fig. 1, when the handles are free to be manipulated.

The advantages of my improved pipe-tongs are apparent, being simple of construction, reliable in operation and effecting as they do a variety of purposes. It often occurs with pipe-fitters that a short piece of pipe has to be employed, in order to make a proper connection; in such event the disk-cutter is at hand ready for use. After having cut the pipe, it often occurs, (especially in gas-fitting) that a screw-thread must be formed on the pipe, in which latter event the dies H are brought into use. The adjustable feature is also of advantage in cutting pipes of varying diameters or in forming a screw-thread thereon.

While it is preferred to embody all the aforesaid features in my improved tongs, it is evident that one or more of said features might be omitted without affecting in any way the successful operation of other features of my invention.

What I claim as new, and desire to secure by Letters Patent, is—

As a new article of manufacture, pipe-tongs consisting of jaws having openings for adjustable pivot, each jaw having a handle portion, and a pipe-cutting device, said device consisting of an angular groove formed in one handle portion rearward of the pivot connection and a circular cutter mounted in the other handle opposite said groove, and means for locking said handles in a fixed position, as and for the purposes set forth.

JOSEPH KOHLER.

Witnesses:

CHAS. J. RUFFIN,
O. M. HILL.