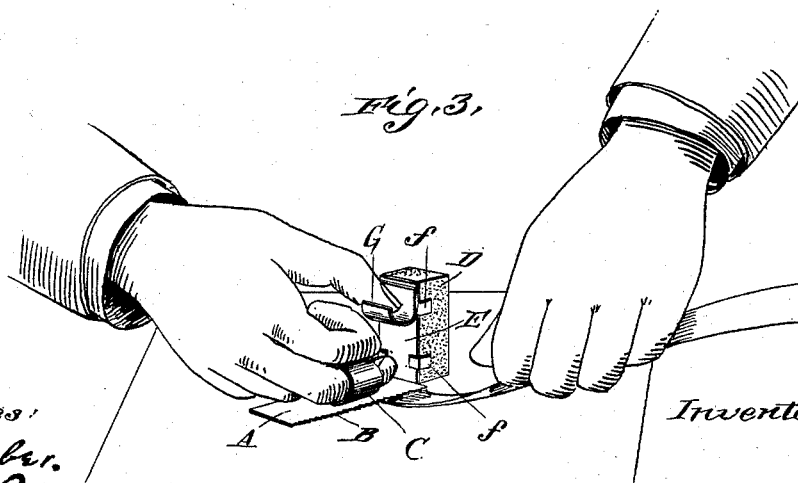
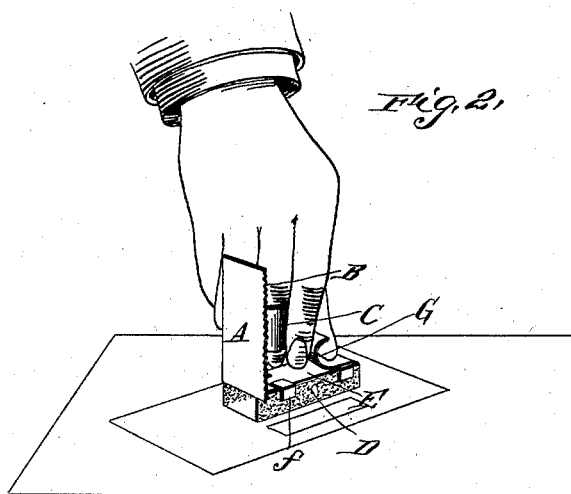
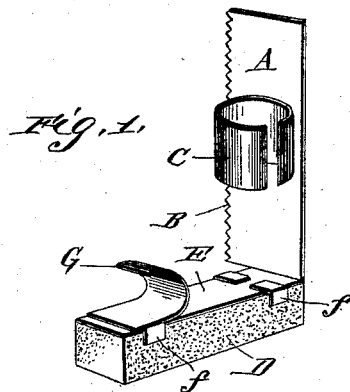


(No Model.)

J. R. VAN WORMER.  
ADDRESSER.

No. 523,025.

Patented July 17, 1894.



Witnesses:  
*E. P. Gruber.*  
*Thomas E. Baird*

Inventor:  
*John R. Van Wormer.*

# UNITED STATES PATENT OFFICE.

JOHN R. VAN WORMER, OF TOLEDO, OHIO.

## ADDRESSER.

SPECIFICATION forming part of Letters Patent No. 523,025, dated July 17, 1894.

Application filed April 20, 1893. Serial No. 471,236. (No model.)

*To all whom it may concern:*

Be it known that I, JOHN R. VAN WORMER, a citizen of the United States of America, residing at Toledo, Lucas county, Ohio, have  
5 invented a certain new and useful Addresser; and I do hereby declare the following to be a full, clear, and exact description of the invention, such as will enable others skilled in the art to which it appertains to make and use the  
10 same, reference being had to the accompanying drawings, and to letters of reference marked thereon, which form a part of this specification.

My invention relates to certain new and useful devices for the rapid addressing of envelopes, postal cards, periodicals, or packages—consisting of a combination moistener  
15 or paster and perforator-cutter with spring holder and thumb-brace.

20 Figure 1 is a perspective view of my device. Figs. 2 and 3 illustrate its operation.

The perforator cutter consists of a piece of steel or brass (A) with regular notched edge (B), on the center of the flat surface of which  
25 is fixed the spring ring holder (C). Fastened to one end of the perforator cutter and directly at right angles to it is attached the moistener or paster (D) consisting of a strip of brass or steel (E), upon the outer surface  
30 of which is fastened a piece of rubbing felt (D) by means of two strips of steel or brass (ff) being run into or through said felt, and permanently attached to said strip of steel or brass (E). On the inner surface of the steel  
35 or brass strip (E) is attached the thumb brace (G) thus completing in one combination all of the features as above set forth. In using said device the operator places his second or  
40 first finger of the right hand through said ring holder and his right thumb on said thumb brace; he then moistens the felt pad by pressing it on a wet sponge and by then pressing

the moistened felt upon the envelope, card or any other article upon which the address is to be placed, thus moistening a spot to receive  
45 the gummed paper upon which is printed the address required.

The addresses are printed or written upon either gummed or ungummed paper strips; if on gummed paper then the felt (D) is moistened upon a wet sponge as above set forth;  
50 if the paper is not gummed then the felt (D) is pressed into paste thinly spread upon some smooth surface thus taking up enough paste that when pressed upon envelope, or  
55 other article, properly prepares the spot touched for receiving the un-gummed address. After the felt moistener, or paster, (D) has been pressed upon the envelope or other article to be addressed, by holding the strip of  
60 addresses in the left hand the end of said strip is placed upon the spot prepared or moistened by the felt (D), then the right hand is partly turned bringing the flat surface of the perforator cutter (A) down upon the ad-  
65 dressed strip so that the notched edge will be between the address desired and the next address, when by slightly pulling upon the paper strip with the left hand the address desired is cut off and pasted down upon the en-  
70 velope or other article.

I claim as my invention—

An address attaching device consisting of a cutting blade having a ring holder thereon, and having attached thereto at an angle a  
75 plate carrying a thumb brace and a moistening device, all substantially as described.

In testimony whereof I affix my signature before two witnesses.

JOHN R. VAN WORMER.

In presence of—

W. T. S. O'HARA,  
C. W. T. KIRKLEY.