

(No Model.)

T. SCHAFER.
COMBINED MATCH BOX AND ASH RECEIVER.

No. 523,599.

Patented July 24, 1894.

Fig. 1.

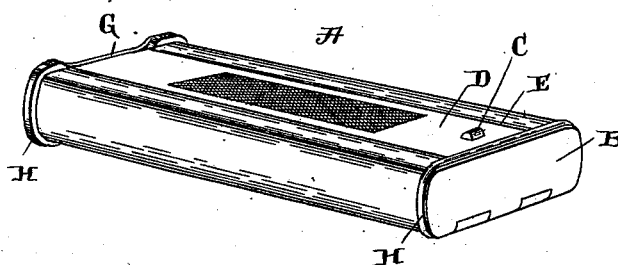


Fig. 2.

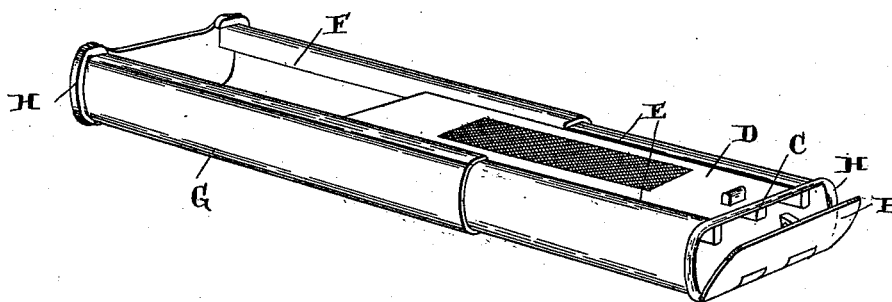
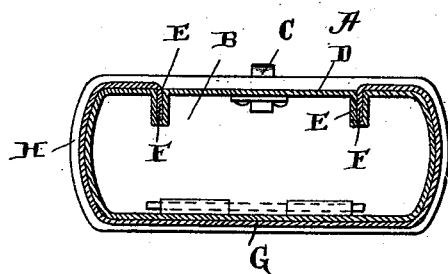


Fig. 3.



WITNESSES-
Geo. C. Frick.
Hubert & Beck

INVENTOR-
Thos. Schaffer-
By Lehmann, Patterson & Smith
attys.

UNITED STATES PATENT OFFICE.

THEODORE SCHAFER, OF MAROA, ILLINOIS.

COMBINED MATCH-BOX AND ASH-RECEIVER.

SPECIFICATION forming part of Letters Patent No. 523,599, dated July 24, 1894.

Application filed February 23, 1894. Serial No. 501,190. (No model.)

To all whom it may concern:

Be it known that I, THEODORE SCHAFER, of Maroa, in the county of Macon and State of Illinois, have invented certain new and useful
5 Improvements in a Combined Match-Box and Ash-Receiver; and I do hereby declare the following to be a full, clear, and exact description of the invention, such as will enable others skilled in the art to which it pertains to make
10 and use it, reference being had to the accompanying drawings, which form part of this specification.

My invention relates to a combined match box and ash receiver; and the object of the
15 same is to provide a device which may be conveniently carried in the pocket as a match box, and which may also be adjusted to form an ash-receiver.

The invention consists in the novel features of construction hereinafter fully described and claimed, and illustrated in the accompanying drawings, in which—

Figure 1 is a perspective view of the device as carried in the pocket. Fig. 2 is a similar
25 view as a box and receiver. Fig. 3 is a cross sectional view.

A is a box preferably oblong in form having a lid B mounted upon a spring hinge so as to open automatically when released from
30 latch C. The top D of the box is roughened to form a match strike, and is also formed with the depressed longitudinal grooves E in

which fit the longitudinal and down turned edges F of ash receiver G. This receiver forms substantially a jacket for the bottom
35 and sides of the box, and when wanted for use is drawn out as shown in Fig. 2, thus forming a convenient ash receptacle. The opposite ends of the receiver and box are flanged as shown at H so as to be conveniently grasped. 40

The device is a valuable adjunct to a smoker's outfit as it constitutes two important devices arranged together in a most compact manner.

Having thus fully described my invention, 45 what I claim as new, and desire to secure by Letters Patent, is—

The combination of receiver G open at its top and at one end, inwardly and downwardly turned edges F forming substantially closed
50 spaces at the sides of the receiver from which material cannot escape if the receiver is upset, box H having a continuous wall and provided with a permanently closed end and a door at its opposite end, and the integral U- 55 shaped grooves E depressed in the upper side of the box and in which the said edges F fit, substantially as shown and described.

In testimony whereof I affix my signature in presence of two witnesses.

THEODORE SCHAFER.

Witnesses:

B. F. SHIPLEY,

J. S. STOUTENBOROUGH.