

(No Model.)

O. BRUECK.
WASHTUB.

No. 523,621.

Patented July 24, 1894.

Fig. 1

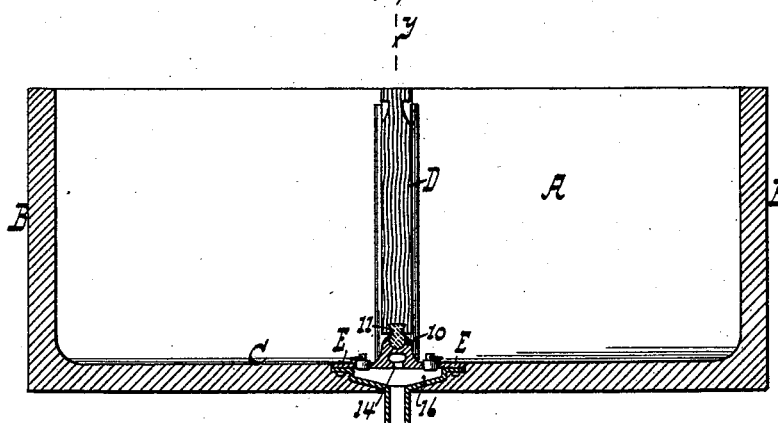


Fig. 2.

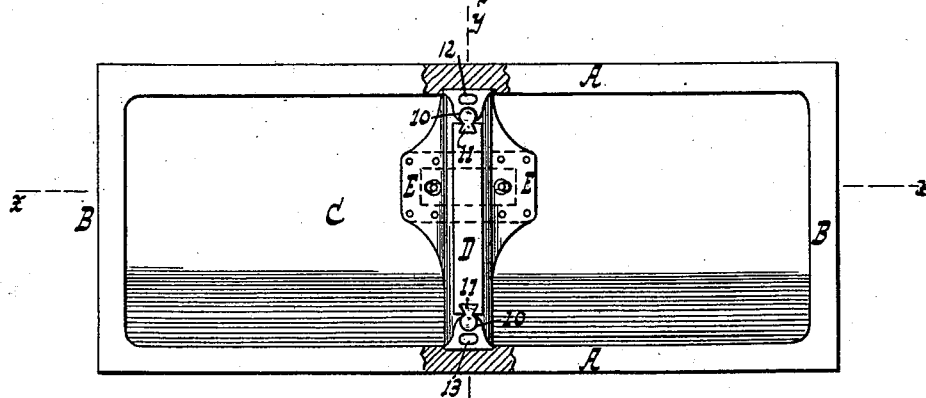
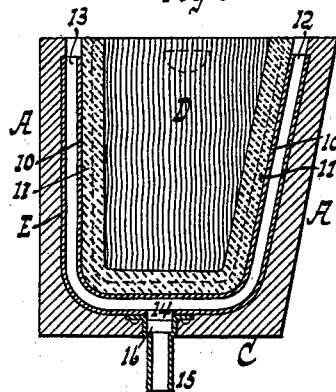


Fig. 3.



WITNESSES:

William Miller
Chas. E. Poemgen

INVENTOR:

Otto Brueck
BY
Hauff & Hauff
ATTORNEYS.

UNITED STATES PATENT OFFICE.

OTTO BRUECK, OF JERSEY CITY, NEW JERSEY.

WASHTUB.

SPECIFICATION forming part of Letters Patent No. 523,621, dated July 24, 1894.

Application filed April 5, 1894. Serial No. 506,449. (No model.)

To all whom it may concern:

Be it known that I, OTTO BRUECK, a citizen of the United States, residing at Jersey City, in the county of Hudson and State of New Jersey, have invented new and useful Improvements in Washtubs, of which the following is a specification.

This invention relates to certain improvements in that class of wash tubs which are provided with a movable partition and my invention embraces a metallic plate which is secured to the bottom and to the front and rear walls of the wash tub and which is provided with a socket to engage the partition and with an overflow channel and waste openings. The overflow channel and the waste openings lead into a basin which is attached to the metallic plate and which may be provided with a tubular nipple to which the waste pipe can be secured.

In the accompanying drawings Figure 1 is a longitudinal vertical section in the plane x x Fig. 2. Fig. 2 is a plan or top view. Fig. 3 is a transverse section in the plane y y Figs. 1 and 2.

In the drawings the letters A A designate the front and rear walls of the tub.

B B are the end walls and C is the bottom. The tub is divided into compartments by any desired number of partitions D. One is shown in the drawings but of course more can be used.

E is a metallic plate which extends across the bottom C and up on the front and rear walls A A, to or nearly to their top edges. If the wash-tub is made of cement this plate is embedded in the cement so that its surface is flush with the inner face of the bottom C and inner faces of the front and rear walls A A.

The plate E is provided with a semi-circular socket 10 and in the edge of the partition D is secured a packing strip 11 of such a form that when said packing strip is inserted into the socket 10, a watertight joint is formed between the edge of the partition and the metallic plate E and the wash-tub is divided in two compartments.

The plate E is provided with two openings 12, 13, one on each side of the socket 10 and in the body of said plate is formed a channel 14 which forms the overflow channel. The waste openings 12, 13 and the overflow channel 14 communicate with the waste pipe 15

and in order to simplify the connection I have connected to the under surface of the plate E a waste basin 16 which communicates with the waste pipe 15 and the waste openings 12, 13 and the overflow channel 14 lead into said basin.

What I claim as new, and desire to secure by Letters Patent, is—

1. The combination with a tub provided with a movable partition having a packing strip secured in its edge of a metallic plate secured to the bottom and to the front and rear walls of the tub, said plate being provided with an overflow channel, with waste openings and with a socket constructed to engage the edge of the partition substantially as described.

2. The combination with a tub provided with a movable partition of a metallic plate secured to the bottom and to the front and rear walls of the tub, a waste basin secured to the under face of the metallic plate, a socket formed on the metallic plate to engage the partition, waste openings extending through the metallic plate on opposite sides of the socket and leading into the waste basin and an overflow channel formed in the metallic plate and leading into the waste basin substantially as described.

3. The combination with a tub provided with a movable partition having a packing strip secured in its edge of a metallic plate secured to the bottom and to the front and rear walls of the tub, said plate being provided with an overflow channel and with a socket constructed to engage the edge of the partition substantially as described.

4. The combination with a tub provided with a movable partition having a packing strip secured to its edge of a metallic plate secured to the bottom and to the front and rear walls of the tub, a socket formed in this plate and constructed to engage the edge of the partition and waste openings in the plate on opposite sides of said socket substantially as described.

In testimony whereof I have hereunto set my hand in the presence of two subscribing witnesses.

OTTO BRUECK.

Witnesses:

WM. C. HAUFF,
E. F. KASTENHUBER.