

(No Model.)

W. P. LOWRIE, R. BARR & G. SCOTT.
PACKING CASE FOR BOTTLES.

No. 523,673.

Patented July 31, 1894.

Fig. 2.

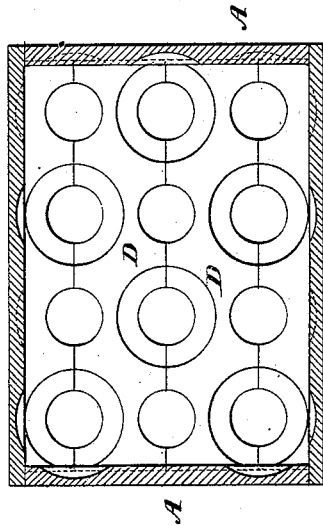


Fig. 1.

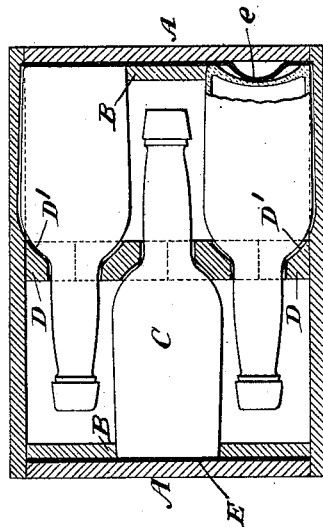
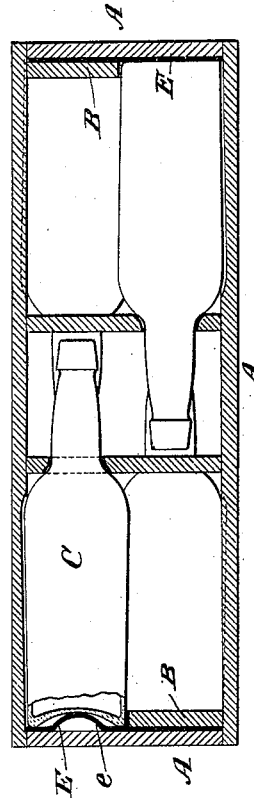


Fig. 3.



Witnesses:-

W. E. Bowen
M. C. Pinckney

Inventors:
William Champ Lowrie,
Robert Barr,
George Scott.
By J. M. Bowen
att'y.

UNITED STATES PATENT OFFICE.

WILLIAM P. LOWRIE, ROBERT BARR, AND GEORGE SCOTT, OF GLASGOW,
SCOTLAND.

PACKING-CASE FOR BOTTLES.

SPECIFICATION forming part of Letters Patent No. 523,673, dated July 31, 1894.

Application filed December 11, 1893. Serial No. 493,318. (No model.) Patented in England June 1, 1891, No. 9,177.

To all whom it may concern:

Be it known that we, WILLIAM PHAUP LOWRIE and ROBERT BARR, of the firm of W. P. Lowrie & Co., bonded-warehouse keepers, and GEORGE SCOTT, foreman, all of 45 Hope Street, in the city of Glasgow, Scotland, citizens of the United Kingdom of Great Britain and Ireland, have jointly invented new and useful Improvements in Packing-Cases for Bottles, (which have not been patented 10 in any country except Great Britain by Letters Patent dated June 1, 1891, No. 9,177;) and we do hereby declare that the following is a full, clear, and exact description of the invention, which will enable others skilled in 15 the art or manufacture to which it relates to make and use the same.

This invention relates to packing cases for bottles such as are used for holding wines 20 and spirits and it has for its object to insure greater security from breakage in transport while providing special facility for packing and for displaying the bottles when the case is opened.

25 The improved case which is represented in the accompanying drawings in vertical sections taken at right angles to each other at Figures 1 and 2 and in a modified form in longitudinal section at Fig. 3, consists of a 30 wooden box A at each end of which is secured to the inside a board B having circular or other holes adapted to hold the bases of the bottles C which are laid horizontally or in a slightly inclined position neck to neck.

35 At the mid length of the case is fitted a vertical partition D, in orifices D' in which the necks or shoulders of the bottles rest the partition being made in sections and divided across the orifices D' so that in packing, the 40 bottles, which are placed in horizontal layers, are rested at the neck in semicircular recesses in the lower section of the partition D and held in place by dropping over them the next section of the partition; while the

bases of the bottles C rest in the orifices 45 formed in the end boards B. The orifices in the mid partition of the box are conical, countersunk or scooped out to receive the necks of the bottles, the object of such scooping being to permit of the bottles being 50 brought closer together, neck to neck, and of a shorter box being used to contain a number of bottles than would be the case were the orifices of a cylindrical form. Between these end boards and the ends proper of the 55 case A, a layer E of felt, cardboard or other soft or resilient material is or may be placed to serve as a cushioning for the bases of the bottles and such cushioning material may have paps or protuberances as *e* formed on it 60 by pressing or embossing to project through the orifices in the end boards and engage the hollow parts formed in the base of the bottles, and cords or bands of webbing attached 65 to the inside of the case or pasteboard in the form of advertisement cards may be placed between the several layers of bottles to further protect them against risk of breakage.

For use with long bottles as shown at Fig. 3 a long case A may be used having two par- 70 titions D constructed and fitted as above described.

Having thus described our invention, what we claim, and desire to secure by Letters Patent, is—

75 1. A packing case for bottles consisting of a wooden box provided on its inside at each end with boards having holes therein to receive the bases of the bottles, a layer of resilient material provided with paps or protuberances, arranged between the end boards and box and a removable vertical partition 80 midway of the length of the box and composed of sections each having semi-circular holes to receive and hold the necks of the 85 bottles, substantially as set forth.

2. A packing case for bottles consisting of a wooden box provided on its inside at each

end with boards having holes therein to receive the bases of the bottles, a layer of resilient material provided with paps or protuberances and arranged between the end boards
5 and box, and a removable vertical partition midway of the length of the box and consisting of sections each having semi-circular holes which are conical, countersunk, or scooped out, to receive and hold the neck of
10 the bottles, substantially as set forth.

In witness whereof we have hereunto set

our hands and seals this 7th day of November, 1893.

W. P. LOWRIE. [L. S.]
ROBERT BARR. [L. S.]
GEORGE SCOTT. [L. S.]

Witnesses:

GEO. M. CRUIKSHANK,
WALLACE FAIRWEATHER,
*Chartered Patent Agents, 62 St. Vincent
Street, Glasgow.*