

(No Model.)

M. PEABODY.  
CANCELING STAMP.

No. 523,751.

Patented July 31, 1894.

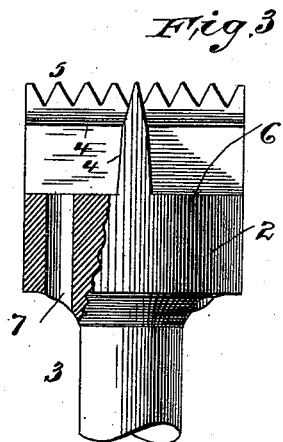
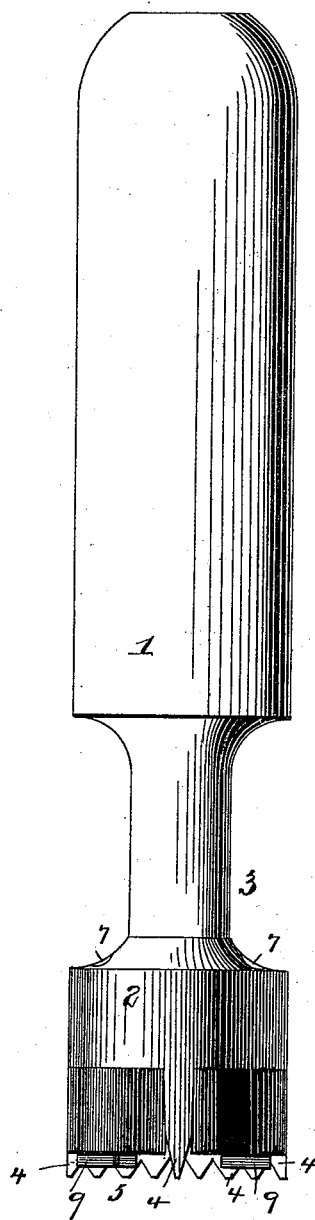
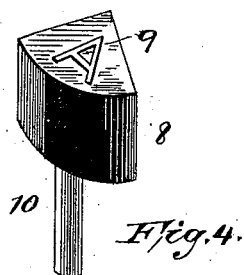


Fig 1

Attest,  
C. W. Benjamin  
B. S. Wire.

Inventor  
Mike Peabody  
By Joseph L. Roy  
att'y

# UNITED STATES PATENT OFFICE.

MIKE PEABODY, OF NEW YORK, N. Y.

## CANCELING-STAMP.

SPECIFICATION forming part of Letters Patent No. 523,751, dated July 31, 1894.

Application filed October 10, 1893. Serial No. 487,783. (No model.)

### *To all whom it may concern:*

Be it known that I, MIKE PEABODY, a citizen of the United States, residing in the city, county, and State of New York, have made certain new and useful Improvements in Canceling-Stamps, of which the following is a specification.

My invention relates to stamps for impressing or printing names, characters, and the like upon paper, metal, or any desired material, and it consists essentially of a head piece upon which is formed in any desirable way a cutting edge or perforating teeth, the teeth being disposed in any fanciful way to form any suitable figure, within or about which cutting edge or teeth are set the characters, letters, numbers, &c., which it is necessary to use.

The preferred form of my invention is the combination of a canceling stamp with a weighted handle or stock, so that the same can be used by hand, the weighted stock giving impetus to the blow when making the impression upon the article to which it is to be applied.

My invention therefore consists in the following construction and combination of parts described and illustrated in the drawings and further pointed out in the claim.

In the drawings forming part of this specification--Figure 1 is a side elevation of my improved form of construction; Fig. 2, a plan view of the head; Fig. 3, a side elevation of the head, enlarged, showing its structure, with the stamp sections removed; Fig. 4, a perspective view of one of the stamp sections enlarged, and Fig. 5, a plan view of a modified form.

The same numerals of reference refer to like parts throughout the several views.

The object of my invention is to provide a device, among other things, for the complete cancellation of the stamps on letters, so as to prevent the stamps being washed after cancellation with ink and reused, and at the same time combine such canceling device with means for printing or impressing the canceled stamp with the appropriate marks, letters, words, &c.

I shall first describe the preferred form in which I have embodied my invention, and

then subsequently some of the variations of its use.

The tool comprises essentially two parts, a stock 1 and a head 2. These are preferably cast in metal and joined together by the spindle 3 if desired, which by reason of its reduced diameter can be held between the fingers, although in some cases this is more ornamental than essential. Upon the head 2 I form, either integrally, or detachably affix thereto, the outwardly extending projections or perforators 4, which are provided at their edge with a series of cutting teeth 5 of any desired form, either in the shape of saw teeth or needle pointed and the like according to the desires of the constructor. These projections 4, when the head is formed circular as shown in Figs. 1, 2, and 3, leave between them the segmental recesses 6, into which recesses lead apertures 7 which pass preferably entirely through the body of the head. Into these recesses are secured segmental stamp sections 8, the upper surface of which is provided with suitable characters as at 9, and from which projects downwardly a short stem 10 which is adapted to be inserted into the apertures 7 and firmly secured in place. This retains the stamp sections 8 in place within the segmental recesses, the face of the stamp adjacent the body of the head resting against the metal of the head and which offers a large surface to resist impact of the blow when striking, and relieves the stem 10 of any strain incident thereto. The apertures 7 extending through the head enable the stamp sections to be readily removed by giving the end of the stem a blow with a suitable tool. This device can be constructed for the purpose of making an ornamental figure about the desired letters, figures, and the like, and can be used for the purpose of imprinting such figure and letters upon metal, paper or any desired material capable of being impressed. When used in conjunction with paper and like material, I prefer to make the stamp sections of rubber, in which case the top of the letters should be a little below the cutting edge of the projections 4, as in Fig. 1, so as to allow of the cutting operation to be performed without meeting any resistance due to the impact of the stamp sections on the paper.

When the stamp sections are to be made of some inelastic material, such as metal, they can extend flush with the cutting edge. In use the stamp is taken in the hand, (the spindle 3 lying between the second and third fingers) properly inked on an inking pad, if ink is to be used, the weighted stock being uppermost, and when brought down upon the letter, piece of paper or the like, the weight of the stock gives impetus to the blow for perforating the paper and brings the stamp in contact therewith, cutting the figure in the material, or canceling the stamp, at the same time imprinting or impressing the characters thereon.

I consider myself to be the first to have devised a head or the like provided with a cutting or perforating surface conformed to any desired shape, combined with a stamp, so that the dual function of perforating and stamping can be performed at one and the same operation, and therefore I do not limit myself to the method of securing the stamp to the head, whether made in sections, or made in one piece as in Fig. 5 where the cutting or perforating teeth 5 are disposed in oval form, within which is affixed a solid pad 11 of rubber, metal, &c., upon which is formed any character which it is desired to use; for it must be clear that my invention can be used in a canceling machine not manually operated as to the stamping action, in which case I do not limit myself to the combination of the stamping and canceling head with the

weighted stock, although the same could be used with such canceling machine.

Another advantage of my preferred form of construction lies in the readiness with which the stamp sections can be removed and the stamp sections substituted.

When rubber sections are used the stems 10 can be secured within the holes 7 by cement or the like, and should metal stamp sections be used any convenient means known to the art can be used for keeping them in place, preferably preserving the detachable feature.

Many modifications can be made in my invention without departing from the spirit thereof.

I claim—

The combination, in a device of the kind herein described, of the head having the projections 4 provided with cutting or perforating edge, the recesses 6 between said projections, the apertures 7 in the head below the recesses, and a detachable type section provided with a stem 10 for entry into said apertures, the type sections lying within the recesses adjacent said cutting edge, substantially as described.

Signed at the city, county, and State of New York this 7th day of October, 1893.

MIKE PEABODY.

Witnesses:

B. S. WISE,  
JOSEPH L. LEVY.