

(No Model.)

J. W. KASTER.
HEN'S NEST.

No. 523,792.

Patented July 31, 1894.

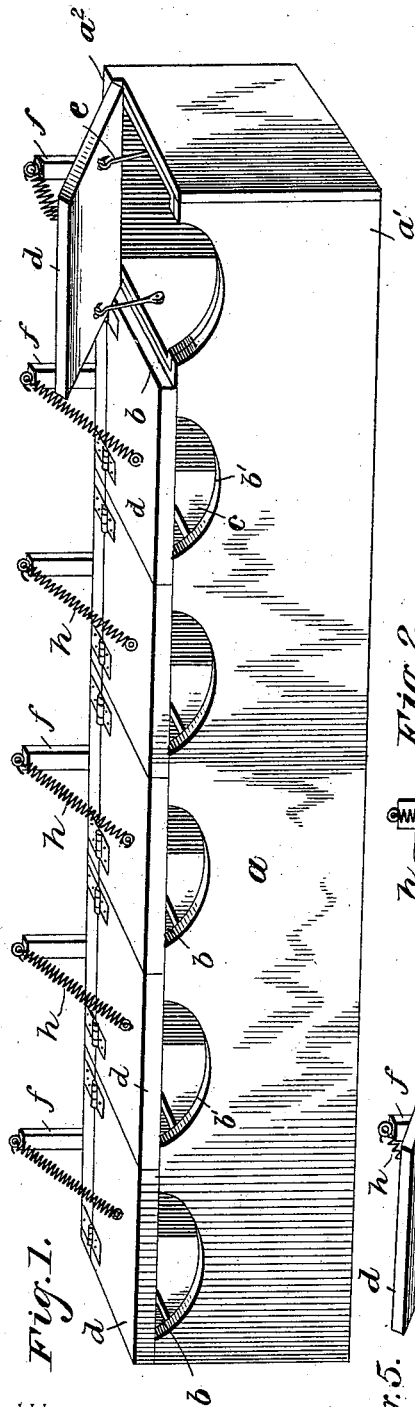


Fig. 1.

Fig. 2.

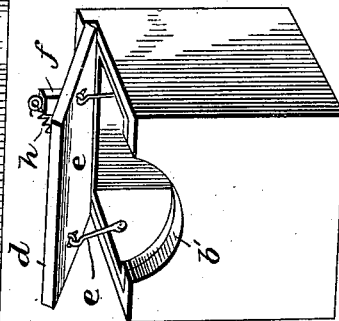
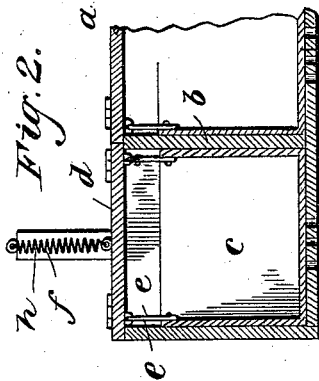


Fig. 5.

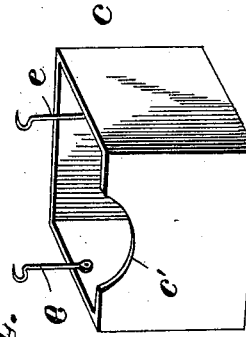


Fig. 4.

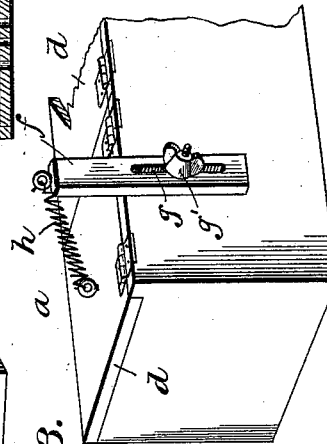


Fig. 3.

Inventor

James W. Kaster,

by his Attorneys.

C. A. Snow & Co.

Witnesses
Julius Ulke, Jr.
J. C. W. W. W.

UNITED STATES PATENT OFFICE.

JAMES W. KASTER, OF HURDLAND, MISSOURI, ASSIGNOR OF ONE-HALF TO
JOHN F. CHADWICK, OF SAME PLACE.

HEN'S NEST.

SPECIFICATION forming part of Letters Patent No. 523,792, dated July 31, 1894.

Application filed July 1, 1893. Serial No. 479,347. (No model.)

To all whom it may concern:

Be it known that I, JAMES W. KASTER, a citizen of the United States, residing at Hurland, in the county of Knox and State of Missouri, have invented a new and useful Improvement in Nests for Sitting and Laying Hens; and I do hereby declare that the following is a full, clear, and exact description of the same, such as will enable others skilled in the art to make and use the same.

The invention relates to that class of nests which are so constructed that it will not be possible for a hen while sitting thereon to be disturbed by other hens; and the primary object of the invention is to improve the construction of these devices, thereby making them more durable and efficient, and at the same time reducing their cost.

Other objects, such as safety and comfort to the fowls, are contemplated, and all will be apparent upon an understanding of the invention.

To these ends my invention consists of certain improved features of construction and combination and arrangement of parts which will be more fully described hereinafter and finally embodied in the claims.

Referring to the accompanying drawings:—Figure 1 represents a perspective view of a series of my nests showing the manner of using them; Fig. 2 a cross-section of a portion of the series shown in Fig. 1; Fig. 3 a detail perspective of the same portion; Fig. 4 a detail perspective of one of the nest-boxes detached; Fig. 5 a perspective view of a single nest.

The reference letter *a* indicates the exterior box or casing in which the nest-box or nest proper is arranged, and in the first four figures of the drawings I have shown a series combined, but it is apparent that they could be used independently, as in Fig. 5. Referring particularly to Figs. 1, 2, 3 and 4, *a* indicates the main box, which is formed of a pair of longitudinal boards *a'* and *a''* joined by the short sections *b*, thus forming a series of independent compartments. The front edge of each of these compartments is provided with the semicircular openings *b'*, through which light and air may pass to the nest within. Arranged in these compart-

ments are the boxes *c*, which are one for each compartment, and of such diameter that they will fit snugly therein. These boxes are about two-thirds the depth of the compartments, and this is so formed in order that the nest-boxes *c* may have a vertical movement in their respective compartments. Each of the boxes *c* has its forward edge formed with the semicircular notches *c'* formed therein, which are adapted to match with the openings *b'* of the outer boxes or compartments *a*.

d indicates a series of lids, which are one for each compartment and which are hinged to the box *a* at its rear edge and adapted to completely cover their respective compartments. The boxes *c* are suspended from the under side of these lids by means of the rods *e*, and these are two in number and immovably fastened to the nest-boxes *c*, while they are fastened by a hook and eye connection to the lids *d*.

Secured to the back of the box *a* are the vertical posts *f*. These are of a number equal to the nests provided and have the longitudinal slots *g* formed therein. Binding screws *g'* are passed through these slots, and by this means the posts are secured in place so as to be capable of vertical adjustment, the purpose of which will hereinafter appear. Fixed to the upper end of each of the posts *f* are the spiral springs *h*, which are also secured to the top of lids *d*, thus giving them a tendency to rise from out of engagement with the compartments in box *a*. Owing to these springs *h* the lids *d* and consequently the boxes *c* are given a normal tendency as shown at the right hand end of Fig. 1, viz., the lid half raised and the box raised to the level of box *a*. This is the position which the parts assume when not in use, and when a fowl enters the nest-box *c* the additional weight causes the spring *h* to be overcome, thus forcing the box down and closing the lid. In this position the parts remain until the hen desires to leave the nest, whereupon she will attempt to pass out the openings *b'* and *c'*, which will result in a momentary removal of the weight from the box *c*, and owing to this, the lid *d* and box *c* will be raised so that the hen can complete her departure. By these means it will be seen that it is quite impossible for a

second hen to disturb the one using the nest, and that the hen so employed will be left in perfect comfort and ease. The function of the slots *g* in posts *f* is to admit the posts to be adjusted at any height, thus regulating the tension of springs *h* according to the weight of the fowl using the nest.

Fig. 5 illustrates a single nest, and this is the same as those of the remaining figures, and therefore needs no additional description. I prefer to arrange them in series since their construction is then cheaper and they are more convenient to arrange in a chicken-house, but it will be apparent that they may be used either way without departing from my invention.

Having thus described my invention, what I claim as new, and desire to secure by Letters Patent, is—

1. In a hen's nest, the combination of a stationary outer box or casing, a nest-box arranged and movable vertically therein, a lid hinged to the upper end of the outer box and

adapted to swing to close or open the same, a rod connected to the underside of the lid and to the nest-box, whereby the said box moves in unison with the lid, and a spring connected to the lid, whereby it is given a normal tendency to rise, the nest-box being adapted to receive the hen and to be depressed by her weight, thereby closing the lid, substantially as described.

2. A hen's nest comprising the combination of a box, a lid hinged thereto and adapted to close the same, a vertically adjustable post or standard secured to the box, a spring secured to the post or standard and to the lid and operating to give the lid a normal tendency to open, a second box arranged within the first and movable vertically therein, and a connection between the lid and second box, substantially as described.

JAMES W. KASTER.

Witnesses:

WILLIAM E. SMITH,
JOHN F. CHADWICK.