

(No Model.)

L. H. FOY.
CORSET.

No. 523,888.

Patented July 31, 1894.

Fig. 1.

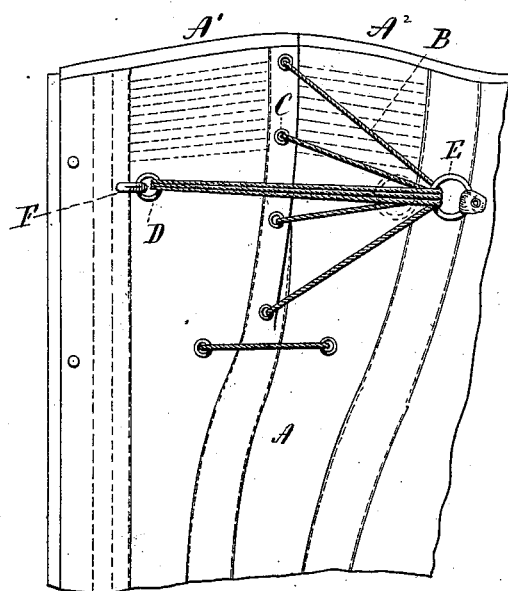


Fig.2

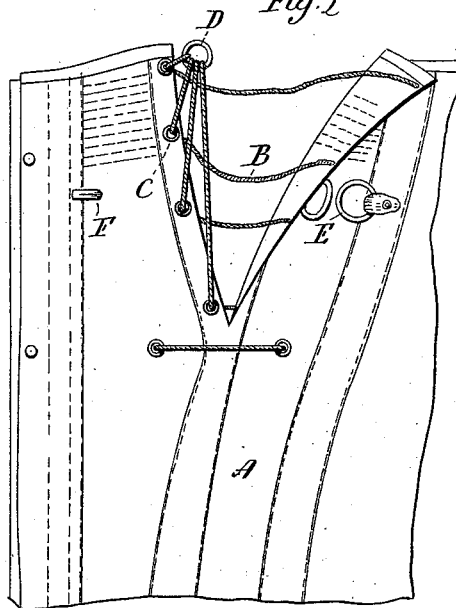
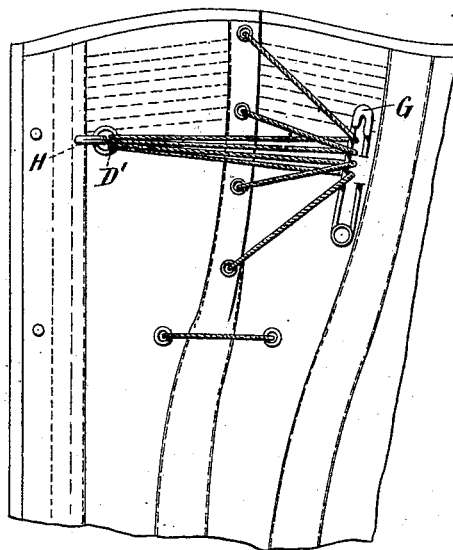


Fig. 3



Witnesses
J. H. Shumway
Lillian D. Kellogg

Lavinia H. Foy,
Inventor.
By Atty
Eable Hymour

UNITED STATES PATENT OFFICE.

LAVINIA H. FOY, OF NEW HAVEN, CONNECTICUT.

CORSET.

SPECIFICATION forming part of Letters Patent No. 523,888, dated July 31, 1894.

Application filed February 17, 1894. Serial No. 500,519. (No model.)

To all whom it may concern:

Be it known that I, LAVINIA H. FOY, of New Haven, in the county of New Haven and State of Connecticut, have invented a new Improvement in Nursing-Corsets; and I do hereby declare the following, when taken in connection with the accompanying drawings and the letters of reference marked thereon, to be a full, clear, and exact description of the same, and which said drawings constitute part of this specification, and represent, in—

Figure 1, a broken view in elevation of one form which a nursing corset constructed in accordance with my invention may assume, the same being shown in its closed adjustment; Fig. 2, a similar view showing the flaps thrown into their open positions; Fig. 3, a view corresponding to Fig. 1, but showing a modification of my invention.

My invention relates to an improvement in nursing corsets, the object being to produce a simple and convenient article, adapted in its construction to be as neat and compact in fit when closed, as a regularly made corset.

With these ends in view, my invention consists in a nursing corset having certain details of construction and combinations of parts as will be hereinafter described and pointed out in the claim.

In carrying out my invention, I vertically divide the upper end of the bust-section A of the corset, into two bust flaps A¹ and A². To the inner edge of the inner flap A², I attach four cords or laces B, which are passed through four eyelets C, correspondingly arranged in the edge of the outer bust flap A¹. I do not limit myself, however, to using four cords or laces, as the number may be varied as desired. After being passed through the said eyelets, the ends of the cords or laces are converged to the same point or bunched and connected together, preferably by being attached to a ring D. These cords should be long enough to permit the flaps to be laid wide open, as shown in Fig. 2, and to leave them then slack enough to permit them to be pushed aside. For closing the flaps neatly together, the cords are drawn back over and upon the bust flap A², whereby a purchase is secured for holding the inner edge of the outer bust flap down in place. By preference the inner edge of the bust flap A² is furnished

with a closing device in the form of a ring E, adapted in diameter to permit the ring D to pass through it, and in order to secure more range of adjustment, I shall probably provide the corset with two of the rings E, as shown in Figs. 1 and 2, or even more of such rings arranged in a horizontal line. These rings form closing devices, as they enable the laces to be placed under the required tension, and drawn in the right direction for neatly holding the two flaps in their closed positions.

For fastening the flaps in their closed positions, I preferably return the ends of the cords back over and upon the two flaps, and engage the fastening ring D with a hook F, located at the outer edge of the outer section A¹. This method I find very convenient in use, as the ring D is readily applied to and removed from the hook F, and because it forms a neat and convenient way of disposing of the laces, which as before mentioned, are comparatively long.

In place of the rings E I may employ a closing device, consisting of a safety-pin G, over which the laces may be strained, as shown in Fig. 3. This pin may be shifted inward or outward, as required, to take up more or less of the laces. As shown in this figure I design also to fasten the cords by engaging their fastening ring D' to a hook H, corresponding to the hook F before mentioned.

In view of the modifications shown, and of others which may obviously be made, I would have it understood that I do not limit myself to the exact construction herein shown and described, but hold myself at liberty to make such changes and alterations as fairly fall within the spirit and scope of my invention.

I am aware that it is old to vertically divide the upper end of the bust section of a nursing corset to form an inner and an outer bust flap, and to provide the said flaps with means for adjustably securing them together. I am also aware that a flap fastening device comprising a strap attached to the flap and passed through a loop and then returned over upon the flap, is old. I do not, therefore, claim either of those constructions broadly.

I am also aware that it is old to make a flap-fastening device with a number of laces having their inner ends permanently secured to the edge of one of the flaps, and their outer

ends passed through a series of eyelets located in the edge of the other flap, and then merged into an edge or binding in which they are separated according to their separation
5 by the eyelets and the permanent attachment of their inner ends.

Having fully described my invention, what I claim as new, and desire to secure by Letters Patent, is—

- 10 In a nursing-corset, a bust-section having its upper end vertically divided to form an inner and an outer bust-flap, a series of laces all of which are permanently attached at their inner ends to the same one of the said flaps,
15 a corresponding number of eyelets, all of which are located in the other flap, and having the laces passed through them, after which the laces are converged to the same point, a

closing device located upon the corset on the side of the flap to which the laces are secured, 20 and adapted to have the laces passed through it, and drawn over the said flap and over the flap containing the eyelets, and a fastening device applied to the corset on the side of the flap containing the said eyelets, and arranged 25 to have the ends of the laces connected with it after they have been returned over both flaps, substantially as described.

In testimony whereof I have signed this specification in the presence of two subscrib- 30 ing witnesses.

LAVINIA H. FOY.

Witnesses:

LUCIUS P. DEMING,
GENIE S. BARROWS.