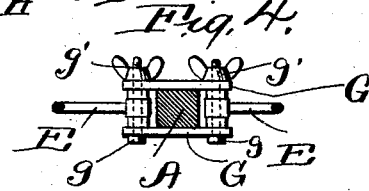

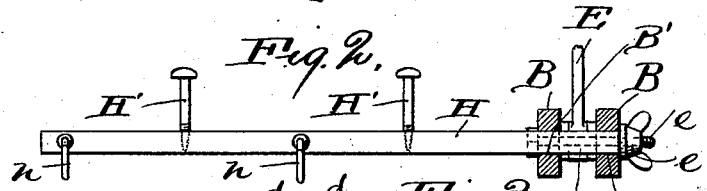
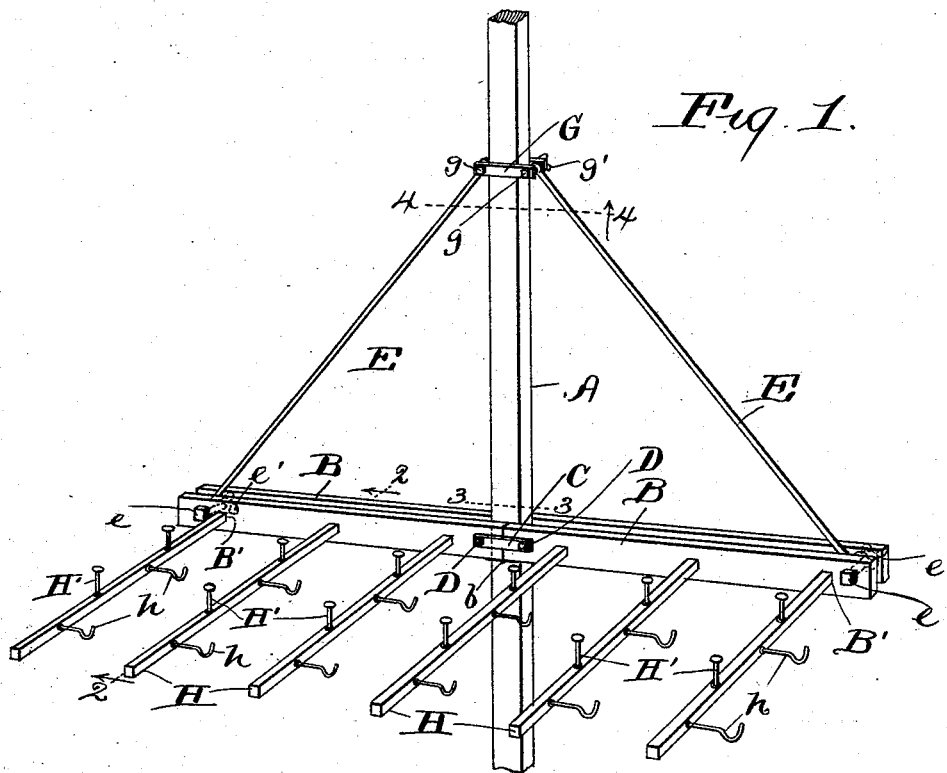


(No Model.)

C. H. GIESSEN.
TENT POLE ATTACHMENT.

No. 524,086.

Patented Aug. 7, 1894.



Witnesses.
E. B. Gilchrist
Crown

Inventor.
Charles H. Giessen
By M. D. Seppelt & Co.
his Attorneys.

UNITED STATES PATENT OFFICE.

CHARLES H. GIESSEN, OF CLEVELAND, OHIO.

TENT-POLE ATTACHMENT.

SPECIFICATION forming part of Letters Patent No. 524,086, dated August 7, 1894.

Application filed May 28, 1894. Serial No. 512,709. (No model.)

To all whom it may concern:

Be it known that I, CHARLES H. GIESSEN, of Cleveland, in the county of Cuyahoga and State of Ohio, have invented certain new and useful Improvements in Tent-Pole Attachments; and I do hereby declare the following to be a full, clear, and exact description of the invention, such as will enable others skilled in the art to which it pertains to make and use the same.

My invention relates to improvements in tent-pole attachments, the object being to construct an attachment of the character indicated that will constitute a rack for hats, coats, and wearing apparel generally; that is readily separable into its component elements; that is quickly applicable to and detachable from a tent-pole, and that is simple in construction and inexpensive.

With this object in view, my invention consists in certain features of construction, and in combinations of parts, hereinafter described and pointed out in the claims.

In the accompanying drawings, Figure 1 is a view in perspective of a tent-pole attachment embodying my invention, said drawing exhibiting the attachment secured to the pole. Fig. 2 is an enlarged elevation in detail, partly in section on line 2—2, Fig. 1. Fig. 3 is an enlarged plan in detail, partly in section on line 3—3, Fig. 1. Fig. 4 is a detail in section on line 4—4, Fig. 1.

Referring to the drawings, A designates a tent-pole provided with my improved attachment that is shown to comprise in the main, a pair of bars B arranged horizontally at opposite sides, respectively, of the pole. Bars B are detachably secured to the pole in any suitable manner, preferably by means of a pair of metallic plates C arranged with the pole and bars B between them and with bolts D extending through said plates and through bars B and with thumb-nuts *d* mounted upon the threaded shanks of the bolts, and by tightening which bars B are securely but detachably clamped to the tent-pole (see Fig. 3). Bars B are preferably further supported from the tent-pole by means of a pair of tie-rods E that are suitably secured to the ends of bars B, preferably by means of bolts and

thumb nuts *e e'*, respectively, from which point of attachment the tie-rods extend diagonally upwardly to the tent-pole, to which both rods are secured by means of any suitable clamp, such, for instance, as is constituted by a pair of metallic plates G that, with the tie-rods, are secured to the pole by means of bolts *g* and thumb-nuts *g'* mounted upon the threaded shanks of the bolts, as very clearly shown in Fig. 4. Bars B, at suitable intervals, are provided, respectively, with lateral holes B', the holes in the one bar registering, respectively, with a hole in the other bar, and into said holes are fitted hook-bearing-arms or bars H, the hooks *h* whereof are screwed into the supporting-arms or bars in the usual manner and are designed to receive coats or other wearing apparel. The hook-bearing-arms or bars are also preferably provided with any suitable number of upright pegs or members H' designed to receive hats, &c.

By the arrangement of two bars B at opposite sides of the tent-pole, respectively, as shown, ample bearing is afforded to the hook-bearing-arms or members H.

Bars B are preferably made in two sections hinged together, as at *b*, whereby the same can be folded together for transportation.

By the construction hereinbefore described, it will be observed that the component parts of the attachment can be readily separated, and that the attachment, by means of its knock-down feature, can be packed in a small space for transportation.

What I claim is—

1. A tent-pole attachment consisting of two bars B bearing laterally-extending arms or members H, and clamp-plates C and bolts and nuts D and *d*, respectively for detachably securing said bars to the tent-pole, substantially as set forth.

2. A tent-pole attachment consisting of one or more bars B made in sections hinged together, as at *b*, and provided with lateral holes B', arms or bars H suitably fitted into said holes, and suitable means for detachably securing bar or bars B to the tent-pole, substantially as set forth.

3. The combination with a tent-pole, of two

horizontally-arranged bars B located on opposite sides, respectively, of the tent-pole, said bars being provided with lateral holes B', arms or bars H suitably fitted into said holes, and tie-rods E connecting the end-
5 portions of bars B with the tent-pole, substantially as shown, for the purpose specified.

4. A tent-pole attachment consisting of bars B having holes B'; arms or members H;
10 hooks and pegs h H', respectively; plates C; bolts and nuts D, d, respectively, tie-rods E;

plates G, and bolts and nuts g g', respectively, all substantially as shown, for the purpose specified.

In testimony whereof I sign this specification, in the presence of two witnesses, this 19th
day of May, 1894. 15

CHARLES H. GIESSEN.

Witnesses:

C. H. DORER,
WARD HOOVER.