

(No Model.)

H. C. WARD.
MUSIC OR BOOK LEAF HOLDER.

No. 524,451.

Patented Aug. 14, 1894.

Fig. 1.

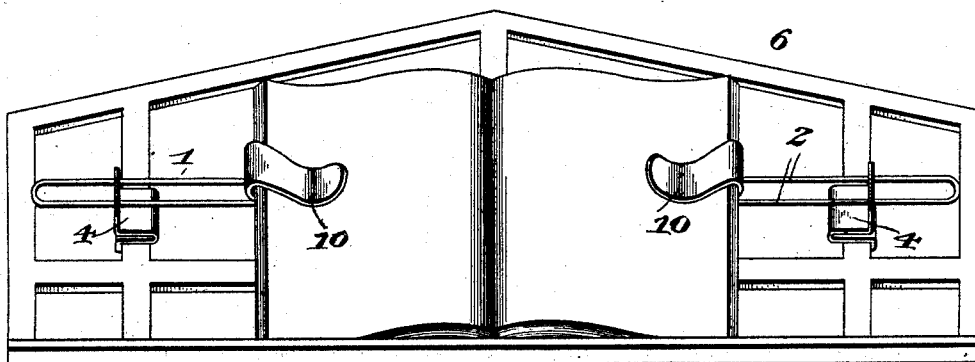


Fig. 2.

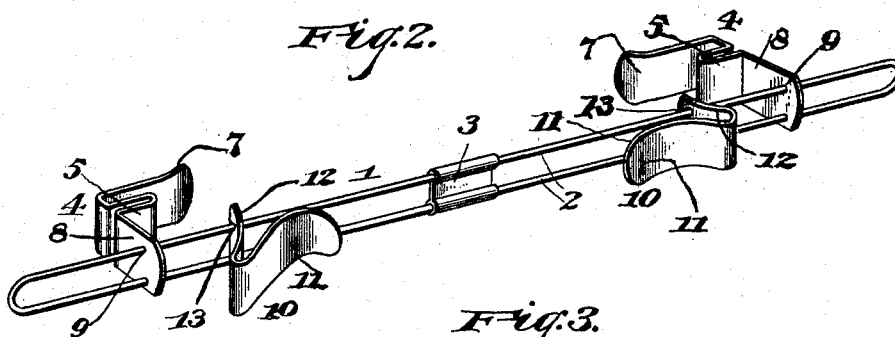
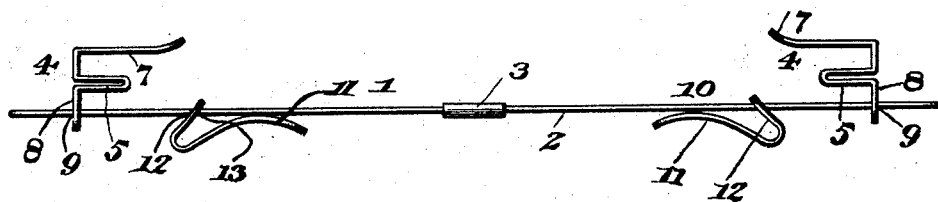


Fig. 3.



Inventor

Henry C. Ward,

By *his* Attorneys.

Witnesses

B. J. Ober
E. D. Goff

Ca Snow & Co

UNITED STATES PATENT OFFICE.

HENRY C. WARD, OF CHIPPEWA LAKE, MICHIGAN.

MUSIC OR BOOK LEAF HOLDER.

SPECIFICATION forming part of Letters Patent No. 524,451, dated August 14, 1894.

Application filed June 16, 1893. Serial No. 477,832. (No model.)

To all whom it may concern:

Be it known that I, HENRY C. WARD, a citizen of the United States, residing at Chippewa Lake, in the county of Mecosta and State of Michigan, have invented a new and useful Music or Book Leaf Holder, of which the following is a specification.

My invention relates to a music or book leaf holder, and it has for its object to provide a simple, inexpensive, and efficient device capable of being attached with facility to the desk of a piano or organ without the use of permanent fastening devices, and of being used in connection with account books, such as journals, ledgers, &c., while in a horizontal position.

Further objects and advantages of the invention will appear in the following description, and the novel features thereof will be particularly pointed out in the appended claims.

In the drawings, Figure 1 is a perspective view of a holder embodying my invention applied in the operative position to a music rack or desk. Fig. 2 is a similar view of the holder detached. Fig. 3 is a plan view of the holder.

Similar numerals of reference indicate corresponding parts in all the figures of the drawings.

1 designates a guide, consisting of parallel rods or wires 2, preferably formed of a single piece of wire with the terminals thereof arranged adjacent to the center of the length of the guide and held in place by means of the oppositely-rolled clip 3. Slidably fitted upon the guide are the twin oppositely-disposed clasps 4, preferably formed from sheet metal and having the front jaws 5, to bear against the front surface of the desk or rack 6, and the rear jaws 7 to engage the rear surface of the same. The clasps are further provided with ears 8, which are perforated, as shown at 9, to receive the parallel sides or parts of the guide 1.

Slidably mounted upon the guide are clasps 10, each of which comprises a rearward-convexed finger 11, which at its outer end is bent upon itself to form a leaf 12, having perforations 13 to receive the sides or parts of the guide. This leaf constitutes a clutch which

bites the guide when the free end of the finger is pressed outwardly or forwardly.

This being the construction of my improved holding device, the operation thereof is as follows: The clasps may be separated any desired or suitable distance to enable them to engage either the side edges or intermediate scrolls of the rack or desk, and as the jaws of the clasps are spring-pressed owing to their elasticity, they will firmly engage the rack without marring the same and will hold the guide in a horizontal position as indicated in Fig. 1 and close to the surface of the rack or desk. The clasps are now separated a sufficient distance to enable an opened book to be placed therebetween with its back in contact with the guide, after which the clasps are drawn toward each other to cause their curved fingers to bear upon the surfaces of the opposite pages of the book. The forward pressure of the fingers causes the leaves, which are slidably mounted upon the guide, to clutch the latter to prevent accidental displacement and consequent release of the book leaves.

It will be understood that this holder may be employed in connection with books in a horizontal position in the same way as above described, except that the clasps will not be utilized.

Various changes in the form, proportion, and the minor details of construction may be resorted to without departing from the principle or sacrificing any of the advantages of this invention.

Having described my invention, what I claim is—

1. In a music or book leaf holder, the combination with a guide having parallel sides or parts, of twin oppositely positioned clasps having the front jaws 11, which are bent upon themselves at their outer ends to form leaves 12 having perforations 13 to receive the sides or parts of the guide, said leaves constituting clutches to hold the clasps from longitudinal movement upon the guide when the inner ends of the jaws 11 are drawn away from the plane of the guide, substantially as specified.

2. In a music or book leaf holder, the combination of a guide having parallel sides or

parts, oppositely-disposed clamps 4 having front jaws 5 to bear against the front surface of a desk or rack, and rear jaws 7 to bear against the rear surface of such desk or rack, 5 and further provided with perpendicular ears 8 which are perforated, as at 9, to receive the parallel sides or parts of the guide, and oppositely-positioned clasps 10 having jaws to engage the opposite edges of a book, and rear- 10 ward-extending leaves forming clutches to engage the guide and prevent longitudinal

movement of the clasps upon the guide when the free ends of said jaws are moved outward from the plane of the guide, substantially as specified.

In testimony that I claim the foregoing as my own I have hereto affixed my signature in the presence of two witnesses.

HENRY C. WARD.

Witnesses:

MERVIN J. JOHNSON,
CHAS. F. YOUNG.