

(No Model.)

C. W. & W. H. OGLE.
SLATE PENCIL SHARPENER.

No. 524,557.

Patented Aug. 14, 1894.

Fig. 1.

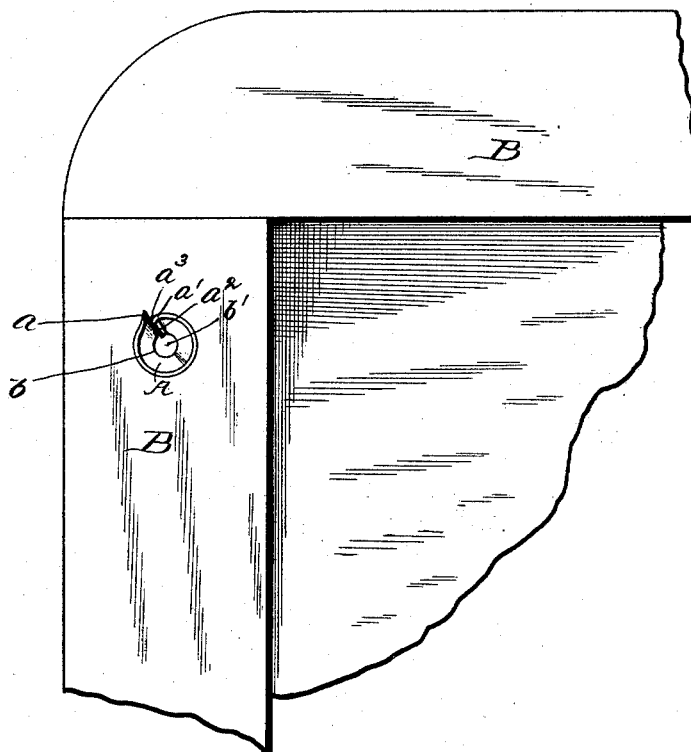


Fig. 2.

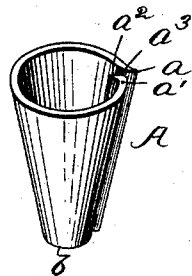
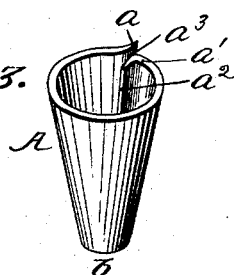


Fig. 3.



Witnesses:

Walter H. H. H.
O. H. H. H.

Inventors:

Charles W. Ogle.
Wesley H. Ogle.

by Crosby & Worrall
Attorneys.

UNITED STATES PATENT OFFICE.

CHARLES W. OGLE AND WESLEY H. OGLE, OF CENTREVILLE, IOWA.

SLATE-PENCIL SHARPENER.

SPECIFICATION forming part of Letters Patent No. 524,557, dated August 14, 1894.

Application filed December 19, 1893, Serial No. 494,129. (No model.)

To all whom it may concern:

Be it known that we, CHARLES W. OGLE and WESLEY H. OGLE, citizens of the United States, residing at Centreville, in the county of Appanoose and State of Iowa, have invented certain new and useful Improvements in Slate-Pencil Sharpeners; and we do hereby declare the following to be a full, clear, and exact description of the invention, such as will enable others skilled in the art to which it appertains to make and use the same.

This invention relates to an improvement in slate pencil sharpeners and consists in the construction and arrangement of parts hereinafter described and definitely pointed out in the claims.

The aim and purpose of the invention is the provision of an improved sharpener for slate pencils which can be inserted within or otherwise affixed to the slate frame, the school desk or pencil box of the scholar in such manner as to be readily accessible for use, and, when not in use, to be entirely out of the way.

These objects are attained by the construction shown in the accompanying drawings wherein like letters of reference indicate corresponding parts in the several views, and in which—

Figure 1 is a view of a slate with pencil sharpener inserted within the frame thereof, and Figs. 2 and 3 are detail perspective views of the sharpener in different positions.

In the drawings A designates the sharpener, as a whole, made of a single piece of metal and bent into substantially conical shape with one of its ends a sharpened, and embedded in the slate frame B so as to assist in holding the sharpener in position. Its other end a' is located rearwardly of said end a and has its extremity a^2 projecting, at an angle with its main part, into the body of the device, toward the center thereof, forming a cutter.

It will be observed that the end a is bent outwardly substantially at a right angle and is located relatively with the end a^2 so as to leave a space a^3 between them, said space being occupied by the wood of the slate frame,

which thereby assists in holding the sharpener immovably in its place.

The apex b of the sharpener is cut away thus forming an opening b' which serves the double purpose of permitting the passage of the sharp point of the pencil, and means for discharging the dust and cuttings from the pencil.

To insert the sharpener within the frame of a slate it is necessary only to make an opening or aperture in the frame, corresponding in shape to that of the sharpener, with a very slight cut on one side of the said opening, which opening, however, should be of approximately smaller diameter, and into the aperture so made the sharpener is inserted and forced into position, where it will be securely held by frictional contact, and by the assistance of the wood of the frame occupying the space a^3 .

It will be readily apparent that by means of this improvement a pencil can be quickly sharpened, and that an even, smooth, and perfect point can be given.

Having thus fully described the invention, what is claimed is—

1. A pencil sharpener made of a single piece, bent into substantially conical shape, one end thereof projecting into the body of the device and its extremity provided with a cutting blade, and the other end bent outwardly and formed to engage with a holder, substantially as described.

2. A pencil sharpener substantially conical in shape and having one of its ends projecting into the body of the device and a cutting blade at the extremity of said end, and the other end thereof bent outwardly so as to engage with the wood of a slate frame substantially as described.

In testimony whereof we affix our signatures in presence of two witnesses.

CHARLES W. OGLE.
WESLEY H. OGLE.

Witnesses:

W. T. SWEARINGIN,
J. J. PRATT.