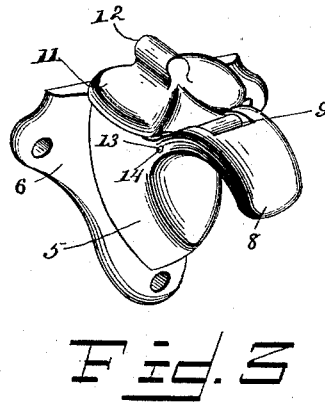
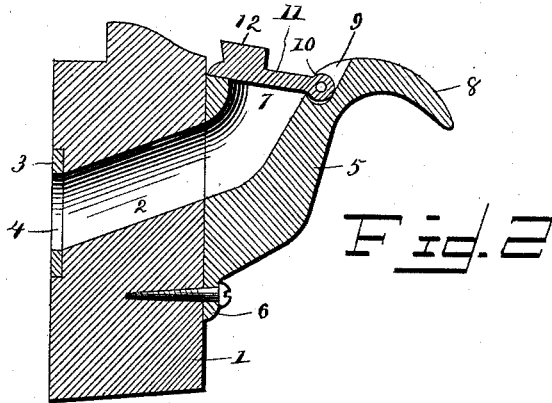
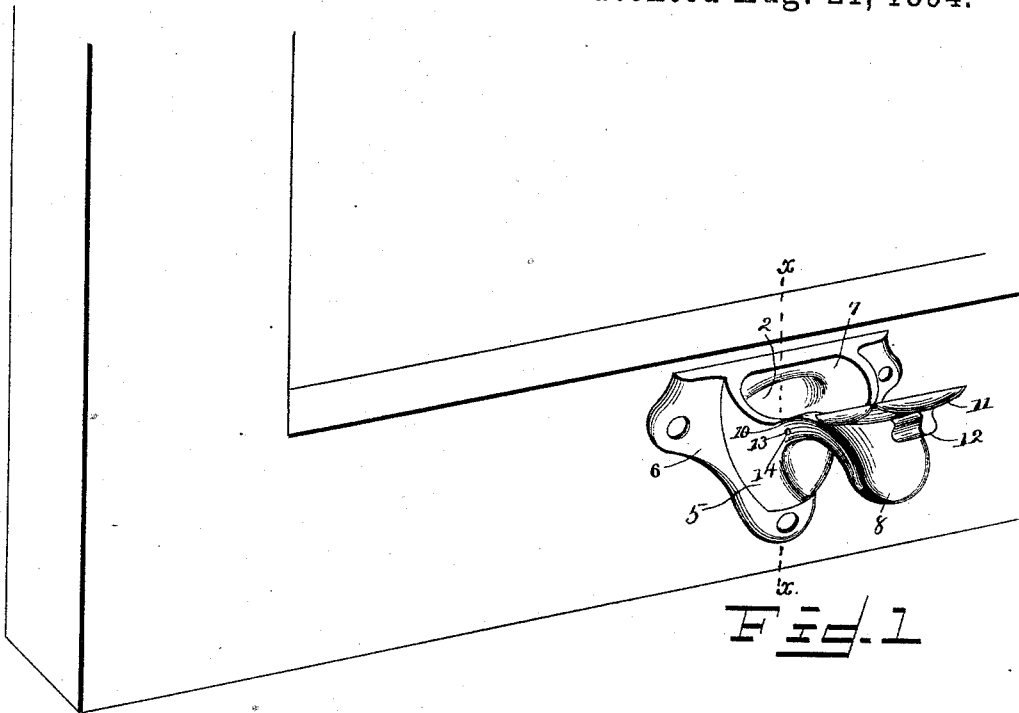


(No Model.)

T. A. BLANCHARD.
COMBINED SASH LIFT AND VENTILATOR.

No. 524,699.

Patented Aug. 21, 1894.



Witnesses
A. B. Brattingly
Chas. S. Hoyer.

Inventor
Thomas A. Blanchard
by C. A. Snow & Co.
Attorneys

UNITED STATES PATENT OFFICE.

THOMAS ALLEN BLANCHARD, OF EAST RANDOLPH, NEW YORK.

COMBINED SASH-LIFT AND VENTILATOR.

SPECIFICATION forming part of Letters Patent No. 524,699, dated August 21, 1894.

Application filed April 26, 1893. Serial No. 471,914. (No model.)

To all whom it may concern:

Be it known that I, THOMAS ALLEN BLANCHARD, a citizen of the United States, residing at East Randolph, in the county of Cattaraugus and State of New York, have invented a new and useful Combined Sash-Lift and Ventilator, of which the following is a specification.

This invention relates to combined sash-lifts and ventilators, and has for its object to provide an attachment in connection with the bottom rail of a window-sash whereby fresh air may be admitted to an apartment without allowing an injurious current to be set up, and at the same time so arrange the device that it may be conveniently used as a sash-lift.

With these and other objects in view, the invention consists of the construction and arrangement of the parts thereof as will be hereinafter more fully described and claimed.

In the drawings: Figure 1 is a perspective view of a window-sash, showing the improved device applied thereto. Fig. 2 is a section on the line $x-x$, Fig. 1, on a larger scale. Fig. 3 is a detail perspective view of the front part of the attachment disconnected.

Similar numerals of reference indicate corresponding parts in the several figures of the drawings.

Referring to the drawings, the numeral 1 designates the bottom rail of a window-sash, having an opening 2, extending through the same at about the center thereof and at an upward angle of inclination inward toward the inside of the rail. Countersunk in the outer side of the rail, and firmly secured in position, is a plate 3, having an opening 4 therein that aligns with the opening 2, and if desired this plate may be covered with a suitable foraminated shield to exclude insects and dust or dirt, and which is a well-known expedient and need not be illustrated or further described. On the inside of the rail, and over the inner end of the opening 2, is secured the essential part of the invention, which consists of a cup-shaped chamber 5, having a flange 6, by which attachment is made to the rail, said chamber being open at

the top, as at 7, and having an integral curved finger lift 8 at the upper part thereof that curves inwardly and provided with a concave under side for convenient engagement with the fingers of the hand. The upper front part of the lift 8 is formed with a recess 9, in which is pivotally mounted a rear lug or ear 10, which is integrally formed with a cover or cap 11, that is adapted to close down over the upper open end of the chamber 5, the said cap being formed with a finger-grip 12, by which it may be readily raised when desired. The chamber 5 and lift 8, together with the flange 6, are all cast integral, and the lug 10 has trunnions projecting from opposite sides thereof, as at 13, that engage openings 14 in the opposite walls of the recess 9.

When it is desired to ventilate or admit fresh air into a room or apartment, the lid 11 is raised and falls back on the lift, as shown in Fig. 1, when it will be seen that the air is permitted to pass through the opening 2, into the chamber 5, and upwardly and out through the open top 7 of the said chamber. By this means a thorough ventilation may be acquired without endangering occupants of a room or apartment by permitting a rush of cold air into the room. By closing the cover or lid 11 the ingress of the air is caused to cease, and thereby a very simple and convenient means of ventilation is provided in connection with a lift for elevating the sash.

The simplicity of construction of the device, and the readiness with which it can be applied, render the same exceptionally advantageous; and it will be readily apparent that changes in the form, proportion, and the minor details of construction may be resorted to without departing from the principle or sacrificing any of the advantages of this invention.

Having described the invention, what is claimed as new is—

The herein-described combined sash lift and ventilator consisting of an integrally formed hollow body adapted to be attached to one side of a sash rail and open at the top and one side to freely communicate with a

ventilating opening in the sash rail, said hollow body being provided with a curved finger lift projected from the front side of the top opening, and a lid or cover pivoted to the top
5 of the hollow body in a position convenient to be raised by the thumb when the lift is grasped, substantially as set forth.

In testimony that I claim the foregoing as my own I have hereto affixed my signature in the presence of two witnesses.

THOMAS ALLEN BLANCHARD.

Witnesses:

BELA R. JOHNSON,
LYMAN L. HALL.