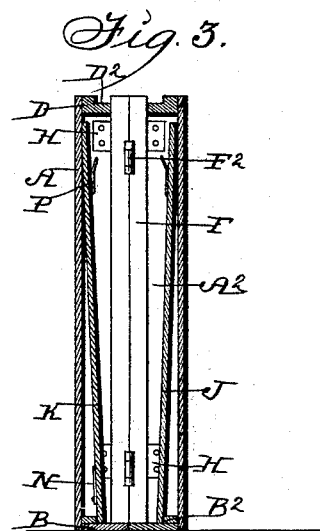
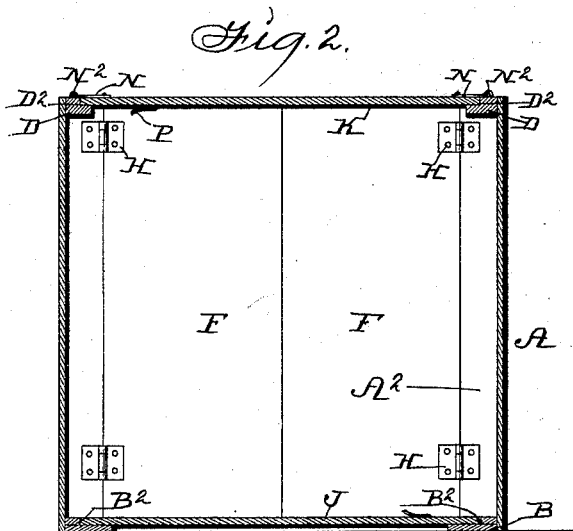
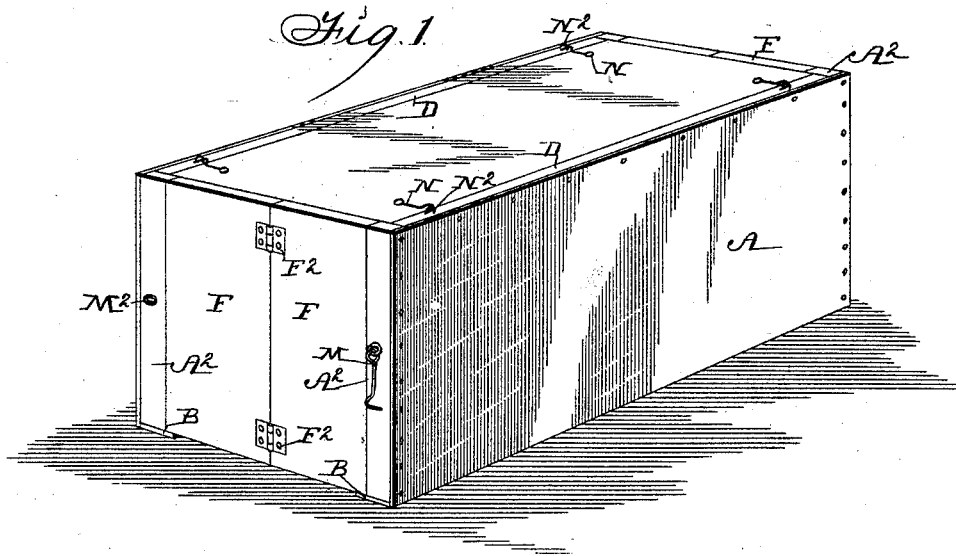


(No Model.)

O. W. McNEILL.  
FOLDING EGG CASE.

No. 524,727.

Patented Aug. 21, 1894.



Witnesses: { Inventor: O. W. McNeill  
R. H. Orwig  
W. J. Sankey } By Thomas G. and J. Ralph Orwig, Attys

# UNITED STATES PATENT OFFICE.

ORLO W. MCNEILL, OF ACKWORTH, IOWA.

## FOLDING EGG-CASE.

SPECIFICATION forming part of Letters Patent No. 524,727, dated August 21, 1894.

Application filed June 12, 1894. Serial No. 514,288. (No model.)

*To all whom it may concern:*

Be it known that I, ORLO W. MCNEILL, a citizen of the United States of America, residing at Ackworth, in the county of Warren and State of Iowa, have invented an Improved Folding Egg-Case, of which the following is a specification.

The object of this invention is to provide a cheap, simple and durable case for eggs or the like, in which the fewest possible number of hinges is employed and which may be quickly folded up in a compact form with all the parts securely held together.

My invention consists in certain features of construction, arrangement and combination of parts, as hereinafter set forth, pointed out in my claim and illustrated in the accompanying drawings, in which—

Figure 1 shows the complete case in perspective. Fig. 2 is a central transverse sectional view of the case set up, and Fig. 3 is a like view showing the case closed.

Referring to the accompanying drawings, the reference letter A is used to indicate the side pieces which may each be formed complete in one piece. At each end of the side pieces on their inner faces is secured an upright A<sup>2</sup>, which serves the double purpose of strengthening the side pieces and forming part of the ends of the case, and made flush with the top and bottom of said side pieces.

B, B, indicate two strips secured to the inner lower surfaces of the side pieces, with their under surfaces flush with the bottom of the side pieces and having the grooves B<sup>2</sup> at their inner top surfaces preferably formed therein by placing an additional narrow strip on top thereof.

D, D, indicate strips secured to the top of the inner surfaces of the side pieces and each having a groove or rabbet D<sup>2</sup> formed in its top inner edge for purposes hereinafter explained.

It will be readily seen that a side piece constructed with the strips to reinforce the ends, top and bottom as set forth will be strong and durable and cheaply constructed.

The end pieces are each composed of two pieces F, F, hinged together at their meeting edges to swing inwardly by means of the

hinges F<sup>2</sup> and having their outer edges connected with the uprights A<sup>2</sup> by means of the hinges H, to swing inwardly and allow the sides to be brought in close proximity to each other with the end pieces resting against the strips D, D to hold them separated from the side pieces a slight distance, as clearly shown in Fig. 3.

The top and bottom of the device are each preferably composed of a single piece, the bottom one J adapted to rest on the strips B, B, as clearly shown in Fig. 2 and with its ends in engagement with the end pieces F, F, and the top one K adapted to rest on the strips D, D, engage the end pieces F, F, and be flush with the top of the said strips. When it is desired to fold the case the bottom is turned upwardly to lie approximately parallel with the side pieces with its lower edge resting on one of the strips B, B, and the top placed in position resting upon the opposite strips, when the end pieces may be folded inwardly and the sides brought close together. When in a closed position a hook M attached to one of the uprights A<sup>2</sup> may be placed in engagement with a screw eye M<sup>2</sup> in the opposite upright to securely lock the parts together and when set up the bottom needs no support while the top may be held in place and prevented from moving upwardly by means of hooks N attached thereto to engage eyes N<sup>2</sup> in the strips D, D.

P indicates leather handles secured to the top and bottom pieces whereby they may be grasped to elevate the said parts out of the case when it is desired to set up the same.

Having thus described my invention, what I claim as new therein, and desire to secure by Letters Patent of the United States therefor, is—

An improved folding egg case comprising two side pieces an upright fixed to each end of the side pieces at the inner face thereof, a strip having a shoulder at its inner edge fixed to the lower edge of the inner face of each side piece a strip having a shoulder at its inner face fixed to the top of the inner surface of each side piece, two ends each composed of two pieces having their meeting edges hinged together and hinged to the aforesaid

uprights at their outer edges, to fold inwardly,  
a bottom piece adapted to rest upon said strips  
and engage the inner faces of the ends, and  
a top piece adapted to rest in the grooves  
5 formed in the strips at the tops of the side  
pieces and engage the inner surfaces of the  
end pieces said bottom and top pieces being  
adapted to enter between the strips at the  
bottom and top of the side pieces and lie par-

allel therewith and means for securing the top 10  
against an upward movement and means for  
holding the sides together when folded, sub-  
stantially as and for the purposes stated.

ORLO W. McNEILL.

Witnesses:

L. L. MOSHER,  
L. A. CAREY.