

(No Model.)

G. H. SAVACOOOL.
FOLDING BOX.

2 Sheets—Sheet 1.

No. 524,910.

Patented Aug. 21, 1894.

Fig: 1

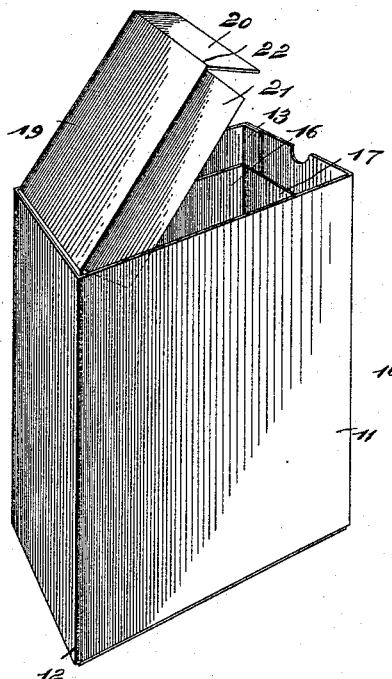
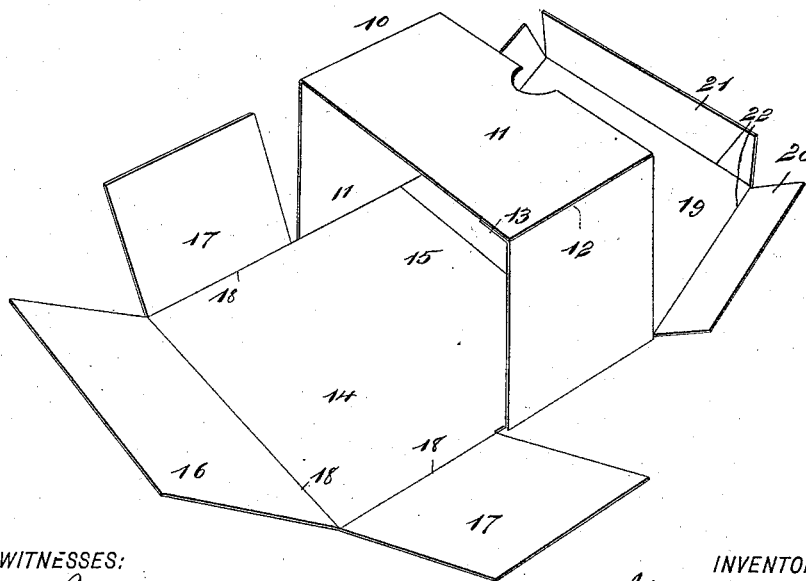


Fig: 2



WITNESSES:

John A. Kennie
W. P. Hutchinson

INVENTOR

G. H. Savacool
BY *Munn & Co*

ATTORNEYS.

(No Model.)

G. H. SAVACOOLO.
FOLDING BOX.

2 Sheets—Sheet 2.

No. 524,910.

Patented Aug. 21, 1894.

Fig. 3.

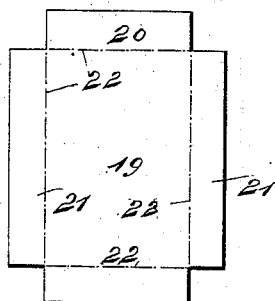


Fig. 4.

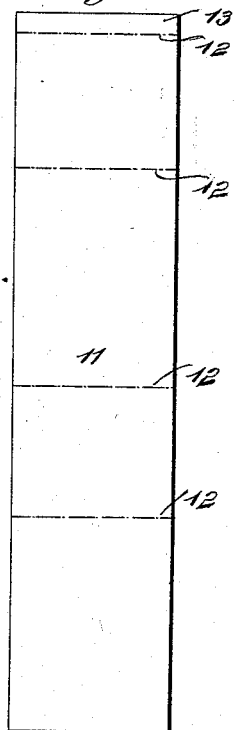


Fig. 5.

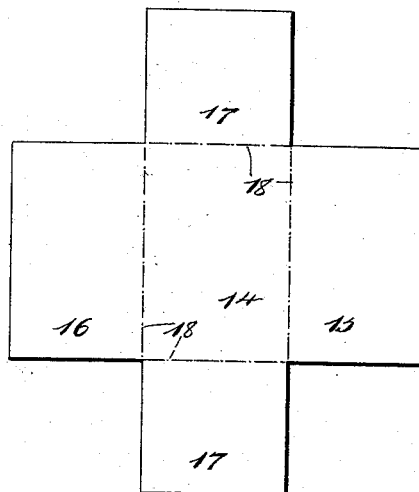
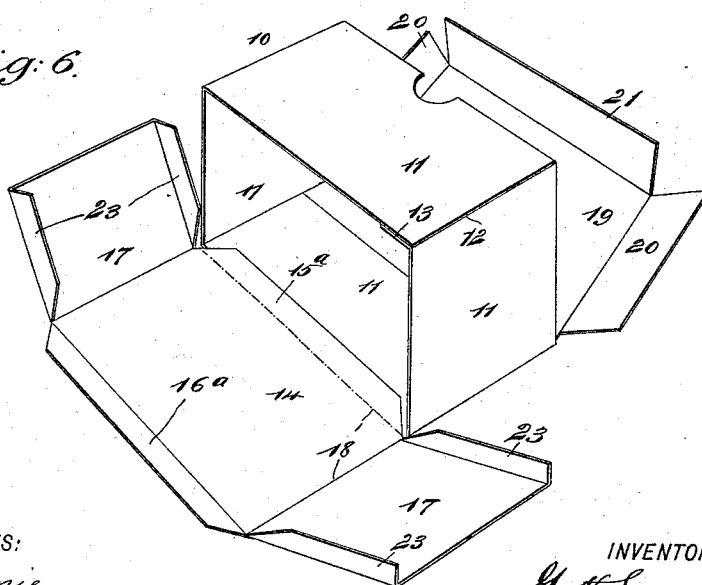


Fig. 6.



WITNESSES:

John A. Rennie

H. O. Hutchinson

INVENTOR

G. H. Savacool

BY

Munn & Co

ATTORNEYS.

UNITED STATES PATENT OFFICE.

GEORGE H. SAVACOO, OF NEWTON, NEW JERSEY.

FOLDING BOX.

SPECIFICATION forming part of Letters Patent No. 524,910, dated August 21, 1894.

Application filed May 29, 1894. Serial No. 512,942. (No model.)

To all whom it may concern:

Be it known that I, GEORGE H. SAVACOO, of Newton, in the county of Sussex and State of New Jersey, have invented a new and Improved Folding Box, of which the following is a full, clear, and exact description.

My invention relates to improvements in folding boxes; and the object of my invention is to produce a very inexpensive and strong box of this kind, which may be folded flat so as to be conveniently shipped, which may be easily and quickly set up for use, which is exceptionally strong, which is also tight so that it may be used for holding ice cream and similar semi-liquid substances, which is provided with a cover adapted to fold tightly into the body of the box, and which may be used for a packing box to hold almost any variety of loose material.

To these ends my invention consists of certain features of construction and combinations of parts, which will be hereinafter described and claimed.

Reference is to be had to the accompanying drawings, forming a part of this specification, in which similar figures of reference indicate corresponding parts in all the views.

Figure 1 is a perspective view of the box ready for use, the cover being shown partially open. Fig. 2 is a perspective view of the open box, showing in detail the construction and arrangement of its several blanks. Fig. 3 is a detail view of the blank of the cover. Fig. 4 is a detail view of the blank from which the box body is formed. Fig. 5 is a detail view of the bottom blank; and Fig. 6 is a perspective view of a modified form of the box, the cover and bottom being thrown open to show its construction.

The box has a rectangular body 10 formed of a straight blank 11, see Fig. 4, which is scored transversely at 12 to enable it to be conveniently bent, these scored places forming the corners of the box, and it has a short flap 13 at one end which is adapted to overlap the adjacent portion of the blank so as to enable a strong joint to be made, as shown in Fig. 1. The bottom blank 14 has on one side a flap 15 which is adapted to be pasted or otherwise fastened to the box body on the inner side thereof, as shown in Fig. 2, while on the opposite side of the blank is a similar

flap 16 adapted to be turned up into the body so as to brace the bottom and also the sides of the box, and at the ends of the blank 14 are flaps 17 which are also adapted to fold inward and project upward into the box body and lie against the end portions thereof, as shown in Fig. 1, and it will thus be seen that the flaps 15, 16 and 17, when arranged within the box body, as described, will form a lining to the exterior of the box body and will greatly stiffen the said body.

The flaps referred to do not extend quite to the top of the box, space being left for the flaps of the cover, as hereinafter described. The blank 14 is scored next the flaps, as shown at 18, to enable the flaps to be conveniently bent. The cover is formed from a blank 19 which has end flaps 20 and side flaps 21, the blank being scored around the edge, as shown at 22, and one of these end flaps 20 is pasted, or otherwise fastened to the box body, as shown in Fig. 1, thus forming a hinge which permits the cover to be moved upward and downward, but if preferred the cover may be fastened by means of one of its side flaps or for some purposes the cover may be dispensed with altogether. When the cover is closed the side and end flaps are turned inward so as to enter the body of the box, and the width of the said flaps is such that they meet the upper edges of the flaps 15, 16 and 17 of the box bottom.

It will be seen that the box, when formed ready for use and its cover closed, is perfectly tight, and the flaps on the bottom and cover render it exceptionally strong. It will also be observed that no slits and tongues are used to fasten the parts of the box together, and that consequently, while being very strong, it is also very easily arranged for use. To save stock, the box is constructed, as shown in Fig. 6, where the bottom blank 14 has short side flaps 15^a and 16^a, one of which is fastened to the box body and the other of which is adapted to turn up into the body, while the end flaps 17 of the bottom are provided with intumed edges 23 which, when the end flaps are turned up against the end of the box, as specified, overlap the sides of the box and thus stiffen the corners.

Either form of box made has its bottom and cover folded flat, and it will be readily seen

that the body portion may also be flattened down by swinging it slightly endwise and pressing downward upon it, and thus a great many boxes may be conveniently packed for
5 shipment.

Having thus described my invention, I claim as new and desire to secure by Letters Patent—

1. A folding box, comprising a rectangular
10 body portion open at both ends formed of a straight blank scored at points coincident with the corners of the box, a bottom blank having flaps at its four sides, one of which is secured to the body blank, and a cover com-
15 prising a blank having flaps at its four sides,

one of which is fastened to the body blank, the said eight flaps being of a size to completely line the interior of the said body when folded therein substantially as described.

2. The combination, with the rectangular 20 body portion of the box, of the bottom blank having on two of its opposite edges flaps, one of which is secured to the body and on its other two edges flaps with in-turned edges or corners, substantially as described.

GEORGE H. SAVACOO.

Witnesses:

CHAS. J. ROE,

LEVI WESTBROOK.