

(No Model.)

A. E. PECK.
DENTAL TOOL GUARD.

No. 525,278.

Patented Aug. 28, 1894.

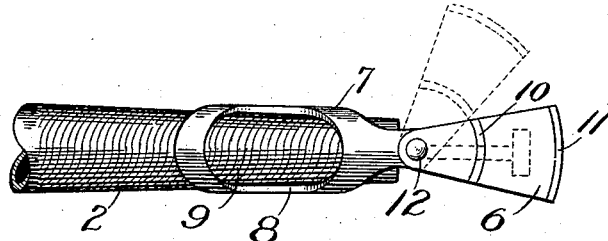


Fig. 1.

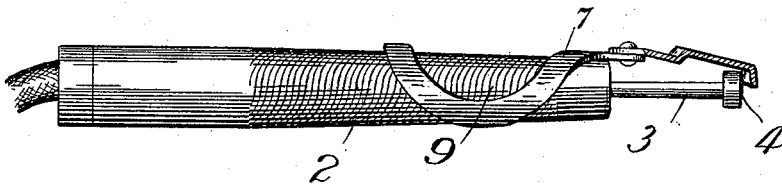


Fig. 2.

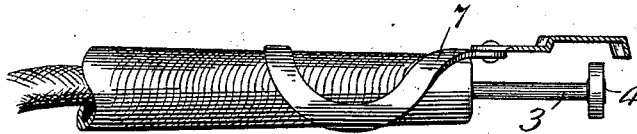


Fig. 3.

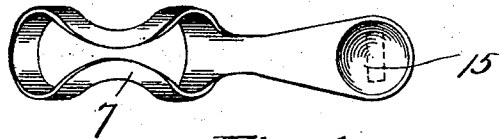


Fig. 4.

Witnesses,

Chas. E. Van Doren,

A. A. Campbell,

Inventor,

Arthur E. Peck.

Paul & Hawley
Attys.

UNITED STATES PATENT OFFICE.

ARTHUR E. PECK, OF MINNEAPOLIS, MINNESOTA.

DENTAL-TOOL GUARD.

SPECIFICATION forming part of Letters Patent No. 525,278, dated August 28, 1894.

Application filed July 29, 1893. Serial No. 481,828. (No model.)

To all whom it may concern:

Be it known that I, ARTHUR E. PECK, of Minneapolis, in the county of Hennepin and State of Minnesota, have invented certain new and useful Improvements in Guards or Protectors for Dental Instruments, of which the following is a specification.

My invention relates to means for preventing injury to the patient's cheek, tongue or gum by the revolving cutter or wheel of a dental instrument while the same is in use.

The object of my invention is to provide an effective guard for the working parts of dental instruments which guard will be of a small, convenient size; which will be of light weight; and which may be readily adjusted to and placed upon any hand-piece.

The invention consists in general in the constructions and combinations hereinafter described and particularly pointed out in the claim and will be more readily understood by reference to the accompanying drawings, in which—

Figure 1— is a plan view of a dental instrument provided with a guard or protector embodying my invention. Fig. 2— is a side view thereof showing the adjustable or swinging parts of the guard in section. Fig. 3— is a similar view showing the guard adjusted to a larger wheel. Fig. 4— shows a modified construction.

As shown in the drawings, 2 represents the tool-stock or hand piece within which is a revolving mandrel connected with the tool, 3. The latter ordinarily has a burr head or wheel, 4.

Heretofore much trouble has been experienced in the use of such dental instruments owing to the slipping of the burr head or wheel from the tooth being operated upon with the result of cutting the patient's cheek, tongue or gum, the injury being, in many cases, quite serious. To avoid this danger I interpose between the tool and the part most likely to be hurt, an adjustable guard plate or protector. This protector is preferably made in the form shown in Figs. 1, 2, and 3, and having a flat form and substantially triangular in shape. The flat portion, 6, is of

considerable size to permit longitudinal adjustment over the head of the tool, or vice versa. The guard is preferably pivoted upon a spring clasp, 7, adapted to be placed upon the end of any hand-piece. The clasp has a large opening, 8, to expose as much as possible of the roughened surface, 9, upon the tool stock. The surface, 6, of the guard is offset from the other portion thereof, as shown plainly in the drawings, and the two inclined surfaces or lips, 10 and 11, are curved about the pivot pin, 12, as a center, to permit the guard to be swung to one side or the other of the tool.

The whole device is preferably formed of soft, flexible material so that the guard plate may be bent in or out to accommodate a large or small headed tool. In Fig. 4, I have shown a modified construction wherein the guard plate is provided with a concave offset, 15, adapted to cover the tool head, and is also made in one piece with the clasp, 7, instead of being pivoted thereon.

It is obvious that various modifications of my invention would readily suggest themselves to one skilled in the art and I therefore do not confine my invention to the precise constructions shown in the drawings.

Having thus described my invention, I claim as new and desire to secure by Letters Patent—

The combination, with the dental tool stock adapted to hold a dental tool, of the clasp to engage the stock, and said clasp having a large cheek-guard plate projecting over and in no way co-operating with the tool in its work, said guard plate being pivoted upon the clasp portion and the whole being flexible, to the end that the cheek-guard may be adjusted to tools of any size and to any desired lateral position with respect to the tool, substantially as described.

In testimony whereof I have hereunto set my hand this 25th day of July, 1893.

ARTHUR E. PECK.

Witnesses:

A. C. PAUL,

C. G. HAWLEY.