

(No Model.)

D. R. HANAWALT.
PHOTOGRAPH MOUNT.

No. 525,458.

Patented Sept. 4, 1894.

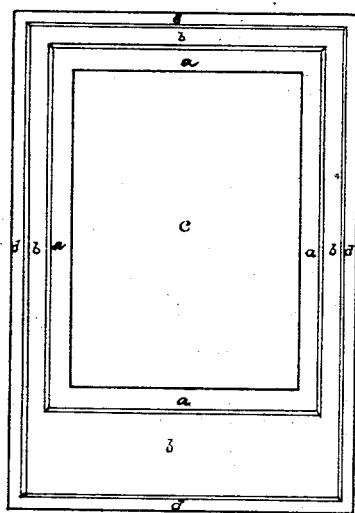


Fig. 1.




Fig. 2.

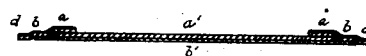


Fig. 5.




Fig. 3.



Fig. 4.




Fig. 6.

Witnesses:
Geo. W. Milnes,
Robt Ireland

Inventor:
D. R. Hanawalt
Per D. B. Replogle, Atty

UNITED STATES PATENT OFFICE.

DANIEL R. HANAWALT, OF PHILADELPHIA, PENNSYLVANIA, ASSIGNOR OF
ONE-HALF TO JOHN HAWORTH, OF SAME PLACE.

PHOTOGRAPH-MOUNT.

SPECIFICATION forming part of Letters Patent No. 525,458, dated September 4, 1894.

Application filed October 18, 1893. Serial No. 488,551. (No model.)

To all whom it may concern:

Be it known that I, DANIEL R. HANAWALT, a citizen of the United States, residing in the city of Philadelphia and State of Pennsylvania, have invented a new and valuable Improvement in Photograph-Mounts; and I hereby declare the following to be a full, clear, and exact description of the construction and operation of the same, reference being had to the annexed drawings, making a part of this specification, and to the letters of reference marked thereon.

The object of my invention is to furnish a simple and easy means of mounting albumen, gelatine and collodion photographic prints, on mounts not heavier than the ordinary card-board mounts, without injury to the fine *glacé* finish or highly burnished surface of the prints, and also without injury to any embossment that may be desired on the mount.

The ordinary method now in use is to paste the print on a plain card-mount, and then burnish it by passing the whole through burnishing rolls. If an embossed card were used by this method, the burnishing rollers would spoil the embossment; and if the print be burnished before being pasted to the card, moistening its back with paste destroys its fine finish. By my invention, these difficulties are overcome and I can produce a finely burnished print mounted on a beautifully embossed mount. I accomplish this result by the use of a mount consisting of three separate parts, Figures. 1, 2, and 3, of the accompanying drawings.

Fig. 1 represents a back view of a mat which may be made of card-board, leather, celluloid or other suitable material, and may be ornamented to suit the taste. Fig. 2 is a plain piece of card-board on which the print to be burnished and mounted is firmly pasted; or if what is known as the *glacé* finish is used, the same not requiring a burnisher, the print may be attached to said card by a small drop of paste at each of its four corners. Fig. 3 represents a rectangular piece of stiff card-board, celluloid or other stiff thin material and is adapted to become the back of the mount and hold it firm and straight. Fig. 4 represents a cross section cut lengthwise through the middle of mount after its parts

are united, and Fig. 5 represents a similar section cut cross-wise. Fig. 6 represents a front view of one of my mounts with a photograph mounted upon it.

The mat represented in Fig. 1 is essentially constructed as follows: The space or surface *b* is depressed from the plane of the marginal surface *d* to a depth corresponding to the thickness of the card or back *b'* Fig. 3. The space or surface *a* of the mat is further depressed from the plane of the surface *b* to a depth corresponding to the thickness of the card *a'*; or from the plane of the margin *d* to a depth corresponding to the sum of the thicknesses of the cards *a'* and *b'*. The edges of the sight or open area *c* may be of any desired shape, but the limits of the depression *a* should correspond closely to the dimensions of the card *a'* so that when the print has been pasted upon the card *a'* and the card properly placed in the depression *a*, the back of it will be flush with the surface *b*. The limits of the depression *b* should likewise correspond closely to the dimensions of the card or back *b'* so that when it is pasted in position, its back will be flush with the undepressed margin of the mat *d*.

I am aware that mounts for photographs made of separate parts pasted together have been in use heretofore, but they have been for the purpose of mounting what is known as tin-types which needed no depressions in the mat for the purpose of neatness, and needed no burnishing by passing through rolls before mounting. There have been separable mounts in use also one of which had a depression in the back piece for the purpose of receiving the picture bearing part; and another having a depressed back piece with openings at its sides to permit of the picture bearing part being removed or replaced at will; but my mount differs from all these and has a purpose different from any of them. My mount consists of three parts—the mat or face piece, the print bearing piece, and the back piece. The mat or face piece of my mount has two depressions or cavities, the one contiguous to and surrounding the other. No other mount has more than one such depression. And no other mount used heretofore has a separate card on which the print

may be pasted and passed through burnishing rolls. The back pieces of mounts heretofore used have also been pasted on a plain surface whereas in my mount the back piece
5 is fitted into a depression exactly adapted to receive it, thus making a compact and neat mount which was not the case by former methods.

I am also aware of Patent No. 279,490 to
10 J. Lane, in which the claims are for an ornamental card having a pocket accessible from without to receive cards, &c. My invention is of entirely different construction and for a very different purpose. All the parts in my
15 mount including the picture to be mounted must be firmly pasted together and form a compact card of about the ordinary thickness of photograph mounts in common use. It has no pocket accessible from without but
20 all the parts are separate before the picture is mounted.

Keeping in view the state of the art to which my invention relates, it must be remembered that embossed cards having a de-
25 pression on the front for receiving a photographic print are used as mounts; but when prints are thus mounted, they cannot be passed through burnishing rolls without damaging the embossed cards on which they are
30 pasted. The chief object of my invention is to obviate this last named difficulty by first pasting the print on a "separate" card for burnishing, and then fitting the said card into the back of an embossed mat or front piece
35 as I have described. While it is old to burnish prints pasted on cards, such cards have heretofore constituted the whole mount, but in my invention the separate card is only a
40 part of the mount and must be used in connection with a mat.

My mount must be distinguished from a picture frame, since a photograph is but made ready for placing into an album or frame when mounted on one of my mounts. It is designed in practice to be used in mount- 45 ing every picture that a photographer would finish.

From the foregoing description of my invention, any one versed in the art to which it relates can construct and use the same. 50

What I claim as new, and desire to secure by Letters Patent, is—

1. As a new article of manufacture, a photographic mount consisting of a separate print bearing card on which a photographic print 55 may be pasted and passed through burnisher; and a mat having embossments or depressions for receiving such print bearing card, and back piece; and a back piece fitting into depression on the mat and over the back of 60 print bearing card, substantially as described and for the purposes set forth.

2. In combination with a photographic mount, a mat or face piece, having an opening or sight *c*, and surrounding and contigu- 65 ous to said sight, a depression or embossment adapted to receive from the rear, a print bearing card; and surrounding and contiguous to said card receiving depression or embossment, a shallower embossment or depres- 70 sion extending to lines parallel to the edges of the mat, substantially as, and for the purposes set forth.

In testimony whereof I affix my signature in the presence of two witnesses.

D. R. HANAWALT.

Witnesses:

R. KENNEDY,
WM. A. SHRYOCK.